
Based on
Preliminary Figures

Paul Achleitner, Member of the Board of Management

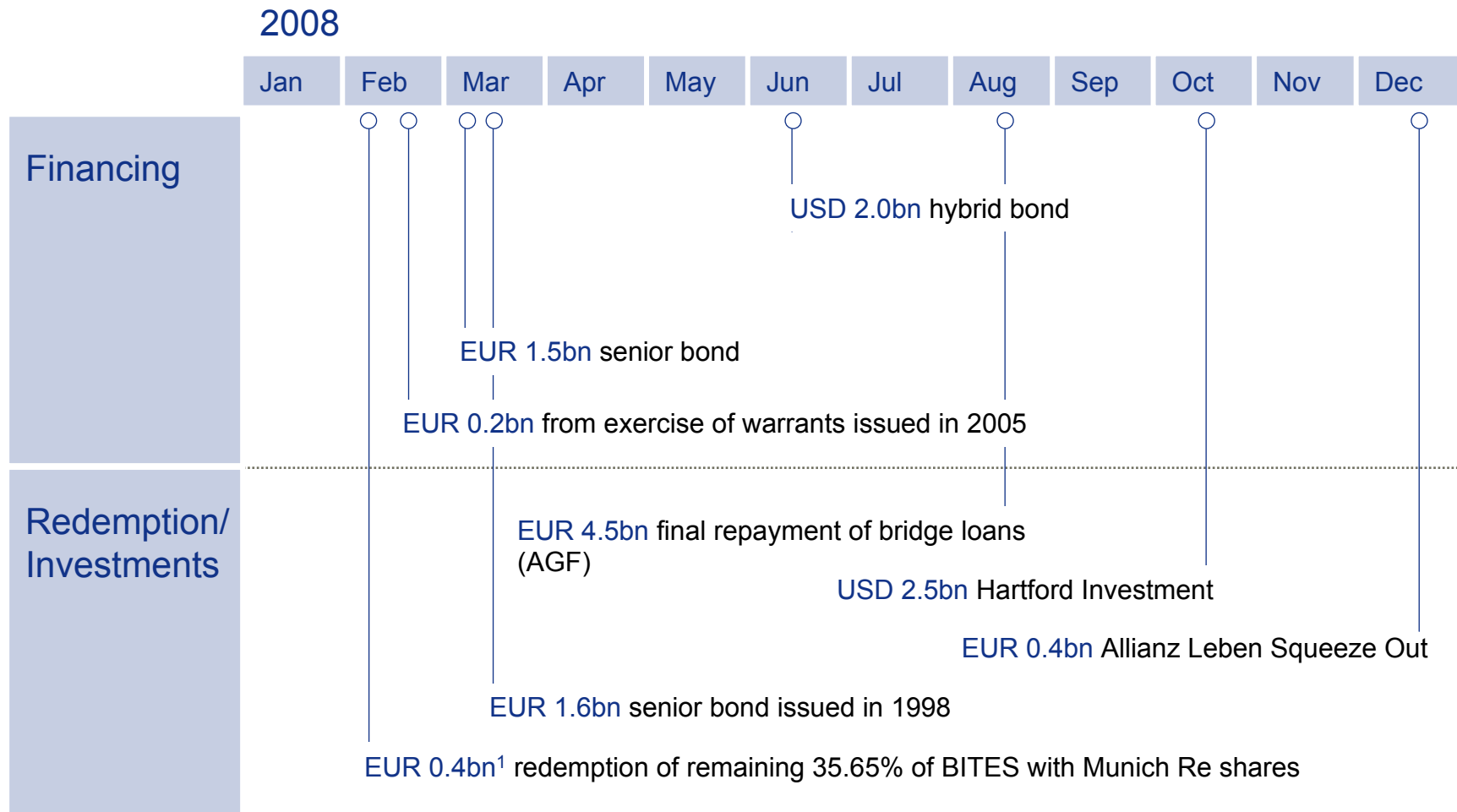
Investment and capital management

Annual press conference
February 26, 2009

INSURANCE | ASSET MANAGEMENT | BANKING

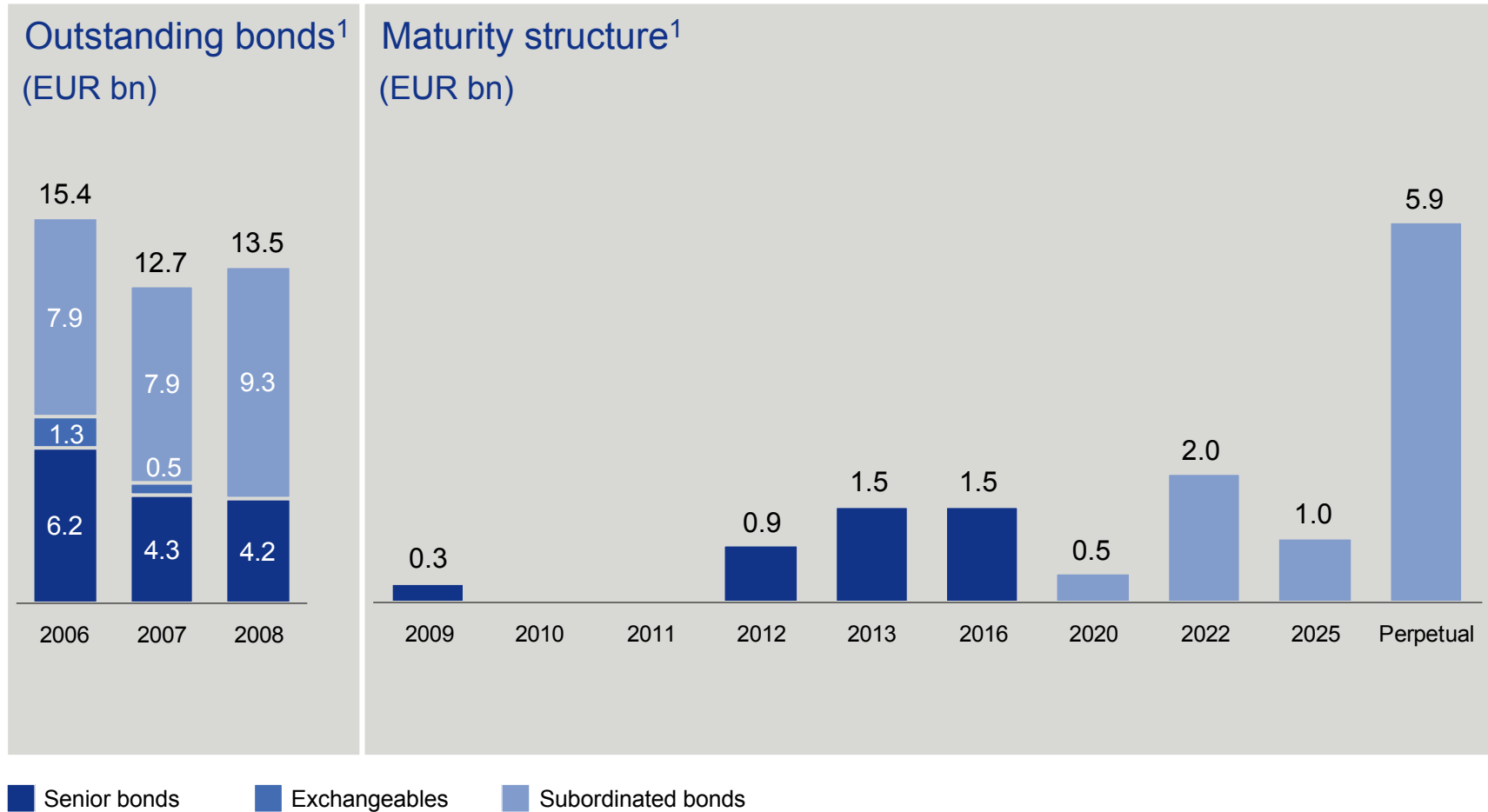


Financing and investment highlights 2008



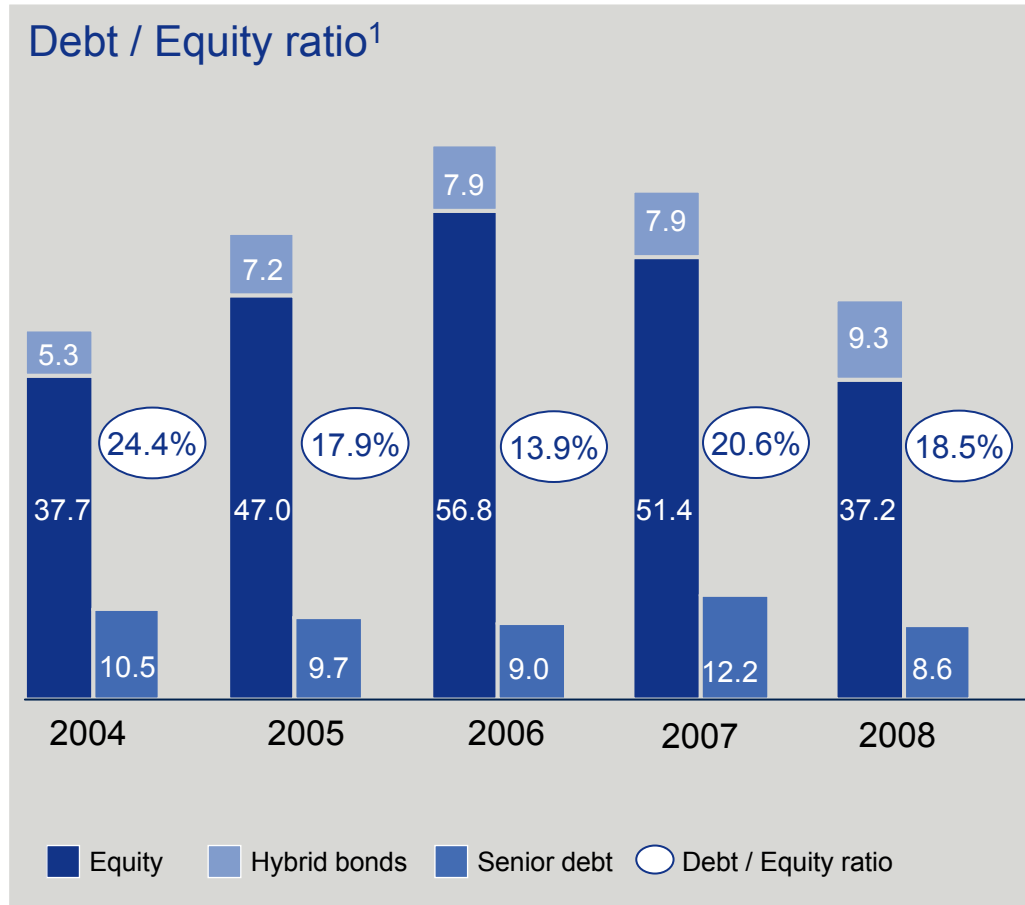
1) Nominal value at issue

No significant near-term refinancing requirements



1) Group excluding bank subsidiaries; nominal value

Strong capital structure

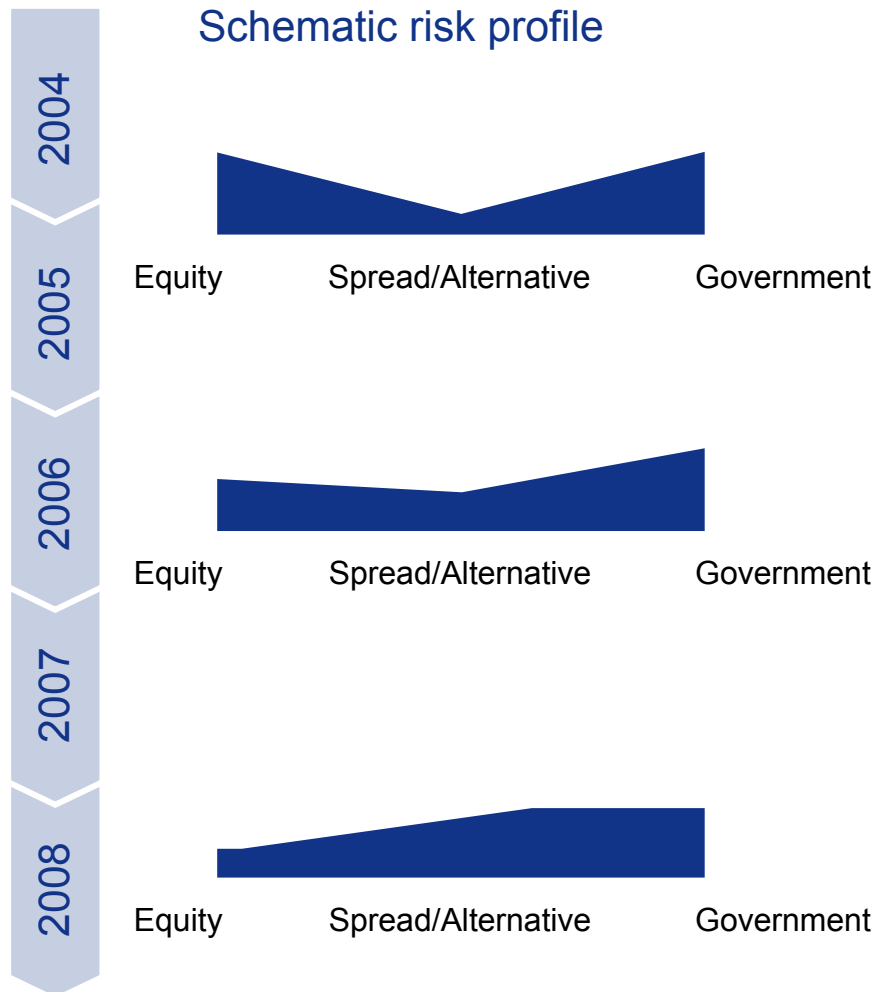


Financial strength ratings

	End of 2007		End of 2008
S&P	AA (stable)	➔	AA (stable)
AM Best	A+ (stable)	➔	A+ (stable)
Moody's	Aa3 (stable)	➔	Aa3 (stable)

1) Group excluding bank subsidiaries; nominal value

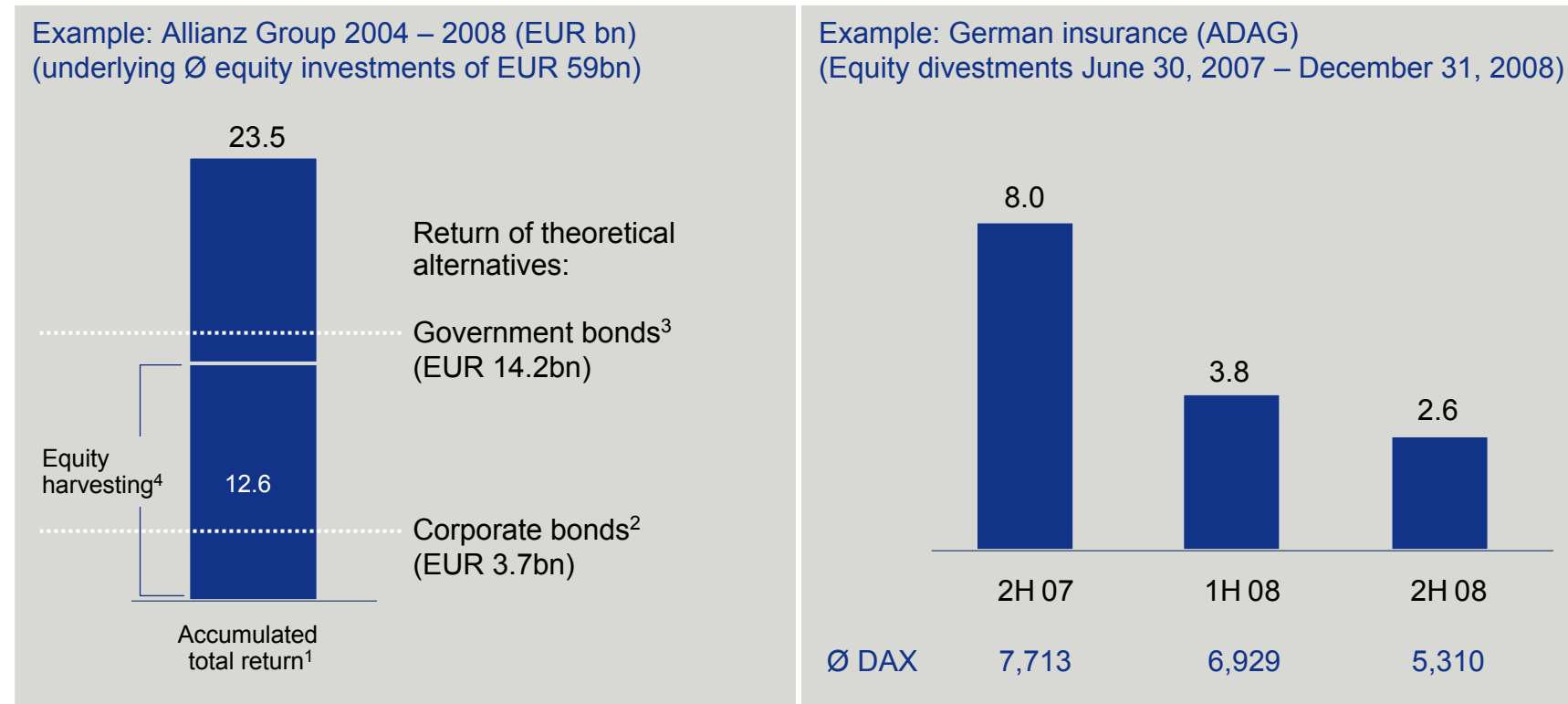
Continuous adjustment of the investment portfolio



Strategy implementation

- High quality fixed income portfolios to match cash flow requirements
- Low exposure to corporate credit and other spread products
- Equity gearing towards the upper end of the industry
- Investment guidelines resulting in practically no exposure to subprime, structured products or hedge funds
- Substantial reduction of equity gearing via disposals and hedges
- Successful divestment of real estate portfolios
- Portfolio well positioned to benefit from current market dislocations

Successful management of equity exposure (not including tax benefits)



► Equity return significantly better than investment in corporate or government bonds

► Almost EUR 15bn divestments at Ø DAX level of >7,000

- 1) Period: 01.01.2004 – 31.12.2008. Total return = current income + net realized gains / losses – net impairments + Δ unrealized gains / losses on equity investments
- 2) Total return assuming an investment the size of the equity portfolio in each year into a broad European corporate bond index
- 3) Total return assuming an investment the size of the equity portfolio in each year into a broad European treasury bond index
- 4) Harvesting = net realized gains / losses – net impairments

Conservative investment portfolio¹

Interest Bearing Securities

- 99% of the bond portfolio Investment-Grade
- Government bonds mainly in G7 countries
- Low exposure in
 - ✓ CEE countries
 - ✓ lower ranking bank titles
 - ✓ structured products

Equities


- Equity exposure reduced to 9%
- Bank exposure hedged to a large extent
- Widely diversified portfolio

Real Estate

- Focus on Western Europe: DE, F, CH, B
- Reduced portfolio by more than 25% in boom phase since 2004
- 2008: Global real estate platform established

Private Equity

- Successful cycle management, sustainable commitment
- Well balanced relationship between direct and indirect investments
- Expansion in renewable energies, solar and infrastructure



1) All information per December 31, 2008

2) Excluding real estate own use and real estate held for sale

Macro view scenarios

Short-term

Upside:
"Flash in the pan"

- Positive impact of fiscal measures
- Successful quantitative easing
- No deflation tendency
- Return of risk appetite
 - Spread-tightening
 - Rising government bonds yields
 - Recovering stock markets

Downside:
"Black hole"

- Intensifying financial crisis
- Continuously shrinking GDP
- Rising unemployment
- Decreasing risk appetite
 - Further declining equities
 - Further declining government bond yields
- Increasing political risks

Medium-term

"1930"

- Severe economic depression
- Very high unemployment
- Strong price deflation

"Japan"

- Economic stagnation
- Lasting deflation
- Increasing state role

"Yes we Keynes"

- Lasting economic recovery
- Massive Keynes programs
- Successful policy coordination

"Argentina"

- Reflationary recovery
- Instable governments
- Uncontrolled hyperinflation

Diversification as the most effective strategy in uncertain times

	Comments	“1930” Depression	“Japan” Deflation	“Yes we Keynes” Reflation	“Argentina” (Hyper-)Inflation
Equities	▪ Valuation not extremely cheap	Red	Yellow	Green	Yellow
Long-dated Govies	▪ Deflation priced in and supply issue	Yellow	Yellow	Red	Red
Short-dated Govies	▪ Reinvestment risk	Red	Red	Green	Green
Inflation linked	▪ Little inflation priced in	Red	Red	Green	Green
High grade credit	▪ Extraordinary high defaults priced in premiums	Green	Yellow	Green	Red
Private equity	▪ Operational control	Red	Yellow	Green	Yellow
Infrastructure / PPP	▪ Selectively attractive	Green	Green	Green	Yellow
Real estate	▪ Indexed income, vacancy risk	Red	Red	Green	Green
Natural resources & commodities ex-gold	▪ Cyclical weakness in demand ▪ Emerging markets growth story	Red	Yellow	Green	Green
Gold & gold mines	▪ Impact of central banks’ gold reserves	Yellow	Yellow	Red	Green
Cash	▪ Providing flexibility	Green	Green	Yellow	Red

© Allianz SE 2009

In summary – well positioned to weather the storm

- 1 Strong capital position
- 2 No short-term refinancing requirements
- 3 Well-diversified investment portfolio
- 4 Solid underlying operating performance
- 5 Attractive positioning in core markets
- 6 Relative competitive strength

Disclaimer

These assessments are, as always, subject to the disclaimer provided below.

Cautionary note regarding forward-looking statements

The statements contained herein may include statements of future expectations and other forward-looking statements that are based on management's current views and assumptions and involve known and unknown risks and uncertainties that could cause actual results, performance or events to differ materially from those expressed or implied in such statements. In addition to statements which are forward-looking by reason of context, the words "may", "will", "should", "expects", "plans", "intends", "anticipates", "believes", "estimates", "predicts", "potential", or "continue" and similar expressions identify forward-looking statements. Actual results, performance or events may differ materially from those in such statements due to, without limitation, (i) general economic conditions, including in particular economic conditions in the Allianz Group's core business and core markets, (ii) performance of financial markets, including emerging markets, and including market volatility, liquidity and credit events (iii) the frequency and severity of insured loss events, including from natural catastrophes and including the development of loss expenses, (iv) mortality and morbidity levels and trends, (v) persistency levels, (vi) the extent of credit defaults, (vii) interest rate levels, (viii) currency exchange rates including the Euro/U.S. Dollar exchange rate, (ix) changing levels of competition, (x) changes in laws and regulations, including monetary convergence and the European Monetary Union, (xi) changes in the policies of central banks and/or foreign governments, (xii) the impact of acquisitions, including related integration issues, (xiii) reorganization measures, and (xiv) general competitive factors, in each case on a local, regional, national and/or global basis. Many of these factors may be more likely to occur, or more pronounced, as a result of terrorist activities and their consequences. The matters discussed herein may also be affected by risks and uncertainties described from time to time in Allianz SE's filings with the U.S. Securities and Exchange Commission. The company assumes no obligation to update any forward-looking statement.

No duty to update

The company assumes no obligation to update any information contained herein.