

Cities That Work 2021

Europe's top cities for office investments

Research





Dr Megan Walters
Global Head of Research
Allianz Real Estate

Executive Summary

Welcome to our third Cities That Work study, our analysis of Europe's top cities in terms of office sector investment opportunities.

The top cities on our ranking are all global brand names, with thriving tech scenes and access to deep pools of talent. This year London tops the rankings, followed by Stockholm, Berlin, Amsterdam and Paris.

practices will fuel continuing bifurcation between prime and secondary offices – the location and quality of assets will be more important than ever. The pandemic has also accelerated existing structural trends, in particular the rise of the tech sector.

Accordingly, we have made significant methodology changes to reflect this new environment. Our internal model has been rebuilt from the ground up: more than half the metrics included are entirely new. Growing internal and external ESG awareness is represented in a new category with distinct environmental, social and governance components. In addition, our tech and connectivity category has increased in sophistication and is weighted much heavier. Highly unusual market conditions mean we can only provide structural scorings; the lack of liquidity in most markets has made many of the short-term indicators used previously within the tactical scorings unreliable or even misleading. All these changes have resulted in considerably different rankings for many of the cities scored.



The location and quality of assets will be more important than ever.



The world and the way we work has radically changed over the last year. Working from home has gone from a niche practice to a key part of many firms' future strategies; however, we believe that offices will remain crucial for collaboration, training and maintaining corporate culture. Changing

Top 5 ranking

1. London
2. Stockholm
3. Berlin
4. Amsterdam
5. Paris

Cities to watch...

- Copenhagen – ranked 8th
- Frankfurt – ranked 10th
- Barcelona – ranked 11th
- Brussels – 13th
- Prague – ranked 18th



What makes a city attractive?



Our model contains seven categories we think are essential to a city's attractiveness for office investments: global city status, office market size, office market balance, economic strength, human capital, technology & connectivity and ESG.

Office market size, office market balance and economic strength

A healthy local economy and office market are important to all real estate investors. Long-term investors such as Allianz would typically target core offices with a strong preference for large markets with a good stock of modern assets. Solid forecasted rental growth is important for maintaining capital values and income streams; this is balanced with low market volatility, which helps to limit downside risks. We believe population density is increasingly important; in dense cities workers are more likely to rely upon external office space. Finally, the value of offices is strongly correlated with local GDP and growth in the service sector.

Global city status

Alongside these traditional real estate factors, we believe a city's global prominence will

strongly influence its future success. A city with a solid globally recognised brand will be able to attract international corporations, workers, students and capital. As talent and business arrives, they are integrated into a network that is difficult to leave. The stronger the city's brand, the stronger the network and cultural offering and thus higher incentive for more participants to join. A city's ranking in this category was the best predictor of its overall ranking.

Human capital

The quality of human capital available in a city underpins its long-term prospects. Competition for high-quality labour has increased: the reservation wage - the minimum wage a worker would accept to take on a new job - has spiked in 2021 in many countries. The size and quality of local universities will affect the supply of young and educated talent that firms require. On average, a third of graduates will live and work in the city they studied in, rising to two

thirds in the most globally prominent cities. At all levels, widespread acceptance of working from home gives workers more options for where they want to live. As a result, high quality of life is more important than ever for attracting and retaining talent.

Technology & connectivity

The tech sector has grown faster than any other in recent years, and there are good reasons to believe the pandemic will only further strengthen small and big players. Global venture capital funding in the first half of 2021 shattered records at USD 288 billion, USD 110 billion higher than the previous record. Tech firms now make up nine of the ten most valuable companies globally, with many drastically increasing in value over the course of the pandemic. Traditional office occupiers face an existential threat; JP Morgan's last annual shareholder letter discusses the "enormous threat" of competition from tech competitors. High-quality

transport infrastructure has also increased in importance as a result of environmental concerns and the availability of an alternative to commuting.

ESG

ESG factors are now widely accepted internally and externally as a part of the investment process. The importance of environmental concerns is well understood as countries commit to more stringent green targets and markets price in measures like carbon taxes. However, awareness of social and governance factors is lower, particularly in real estate. Our model incorporates a social cohesion metric that includes city-level inequality, crime rates and happiness; low scores may leave a city vulnerable to brain drain. Also included is a governance score incorporating city-level corruption, strength of legal rights and political stability; good scores should indicate both lower reputational risks and volatility of future prospects.



Office market size



Office market balance



Economic strength



Global city status



Human capital



Technology & connectivity



ESG

Top 5 city profiles

1. London



This year London comes out significantly ahead of the other 25 cities ranked, with excellent scores in every category.

England's capital is ranked 1st for global city status: it is consistently ranked as one of the top three global cities and often ranked as the world's most important. Its network of six major airports makes up the world's busiest air transport system. This prominence has enabled it to be a truly international hub with more than 37% of the population born outside of the UK.

London is also ranked 1st for human capital: a growing population and more than 400,000 students at more than 43 institutions mean it has an excellent labour supply. The size of London's universities is matched by their quality: four are ranked in the Times Higher Education top 100, a number only equalled by Los Angeles. Although London's population growth is not massive it still is the sixth highest of the cities scored.

The rise of the tech sector will disproportionately benefit London, which is Europe's most important tech hub. The city receives far more in venture capital funding than anywhere else

in Europe: around EUR 16 billion in 2020, four times its next rival Paris. In recent years, tech hubs such as 'silicon roundabout' and King's Cross have emerged around some of the key central universities. London also benefits from an expansive network of public transport including the world's fourth largest subway system.

Alongside these structural strengths, London's office market is one of the most important globally. In Europe, by transaction volume over the last five years, London is second only to Paris, and is nearly three times larger than 3rd largest Frankfurt. International investors hungry for trophy assets and stable income have a strong preference for London – the city has often received more foreign capital than any other city globally. The UK's economy is starting to move on from the twin crises of Brexit and Covid-19, and so is expected to grow exceptionally well in the short to medium term. This strength alongside predicted falls in vacancy rates help London achieve the highest forecasted rental growth in Europe.



Global city
#1



6 major airports



37% of the
population born
outside the UK



400,000 students
at 43 institutions



€16bn in venture
capital funding



Emergence of
'silicon
roundabout'

2. Stockholm



- 

Above average risk-adjusted returns
- 

Above average population density
- 

Office market

 - Low volatility
 - Falling vacancy

- 

3x as many people employed in IT as the EU average

 - Spotify
 - Klarna

- 

ESG #1

 - Fossil fuel-free by 2040
 - 99% of solid waste recycled
 - 50% of electricity from renewable sources

Although Stockholm is unexceptional in terms of global city status and real estate market size, it earns 2nd overall ranking through top scores in all other categories.

Stockholm's biggest strength is its office market balance with a 1st ranking. Low volatility has resulted in significantly above average risk-adjusted returns over the last 15 years. Stockholm also has the 2nd highest rental growth: despite presently challenging conditions, falling vacancy and growth in key sectors should lead to excellent growth in the medium term. The long-term prospects for the office market are aided by above average population density.


The economy of Stockholm is very robust, with some of the highest rankings for both overall GDP growth and service sector growth. Since the 1990s, Stockholm's tech industry has been a continual source of growth, with three times as many people employed now in IT and communications as the EU average. The sector is

supported by a healthy start-up scene that has produced notable successes including Spotify and Klarna.


Alongside all of the four Nordic cities scored in this report, Stockholm receives a top ESG ranking. The city was awarded Europe's first European Green Capital in 2010 and aims to be fossil fuel free by 2040. Furthermore, 99% of solid waste is recycled and 50% of Sweden's electricity comes from renewable sources. Alongside environmental strengths the city does well on governance and social cohesion. Sweden's legal rights are ranked as the 4th strongest in the world, only beaten out by three other Nordic countries. In addition, Stockholm is ranked as the 9th happiest city in the world by the World Happiness Index.


3. Berlin



- 

Multicultural

Almost ¼ of residents have a foreign passport
- 

8 tech unicorns in a booming start-up scene
- 

Global talent pool

30% of start-up staff are foreign

The most globally connected city in Germany has used its accessibility to attract international talent and cultivate a growing tech sector.

Berlin's rich history, world-class cultural offerings and open values have helped it gain 3rd place for global city status. The relatively low cost of living makes Berlin much more affordable than many other global cities. The city is the most multicultural in Germany with more than 800,000 of the 3.7 million residents possessing a foreign passport. Furthermore, Berlin has profited from steadily increasing tourism and the continuing relocation of government ministries from other parts of Germany.

The city's aforementioned accessibility helps it receive a 3rd place ranking for tech and connectivity. Global outreach and solid universities have helped fuel a booming start-up scene that has produced eight tech unicorns. Access to global talent has been crucial to this growth as almost 30%

of start-up staff are from abroad. Berlin's transport infrastructure is also excellent: research has shown the city's public transportation system is the fastest in the world, alongside Paris.

Berlin's office market receives consistently good scorings that allow it to take 3rd place for market balance. Despite an uptick in 2020, Berlin's office vacancy rate remains one of the lowest in Europe, due in part to the city being also almost twice as dense as other major German cities. Forecasted rental growth and risk-adjusted returns are both above average. A potential risk is that the floorspace per worker is higher than cities like London and Paris, and so working from home may impact the local market more.

- Office market

 - High density = low vacancy
 - Above-average rental growth
 - Above average risk-adjusted returns

4. Amsterdam



Balanced office market

- Risk-adjusted returns more than double the average of the other cities ranked
- Vacancy at lowest levels since the noughties



A global city

- >90% English-speaking population
- Hub for international business
- 5.3m tourists and 16m day-trippers annually



Forward-thinking

- Ranked #1 on Green Finance Index
- Vibrant start-up scene
- Leaders in urban planning

The forward-thinking capital of the Netherlands has unexpectedly benefited more than any other city from the fallout of Brexit.

Amsterdam's office market's attractive qualities allow it to take 2nd for office market balance. Risk-adjusted returns over the last fifteen years are more than double the average of the cities scored. Local office vacancy is at its lowest since the early 2000s and is now below the European average. Unlike many other markets, rental values did not fall in 2020, albeit with increased incentives. This strength is expected to continue; Amsterdam is expected to grow at the same high rate as Stockholm in the future.

Like most of the highest scoring cities, Amsterdam receives a top five scoring for global city status. Dutch regulation and a more than 90% English-speaking population help make the city an attractive hub for international business. As a result, Amsterdam made significant gains in the wake of Brexit,

as shown by the city briefly recording a higher trading volume than any other European financial center. The city also benefits from extensive tourism with more than 5.3 million international visitors and 16 million day-trippers visiting the city every year.

The city's forward-thinking approach helps it get good scores in technology & connectivity, human capital and ESG. Alongside London, the city has developed into a key green finance hub and is ranked 1st on the Green Finance Index. The city's vibrant start-up scene has produced two of the most valuable tech companies in Europe: Adyen, and Takeaway.com. Amsterdam is also renowned for its urban planning, with excellent walkability, green spaces and bike access – by some estimates the city has more bikes than people.

5. Paris



#1 on technology & creativity

- Station F – the world's largest start-up incubator
- Aiming for ten tech companies worth €100bn by 2030



A global city

- Second only to Bangkok in terms of international visitors
- World's 5th largest metro economy



€20bn office transactions between 2016-2020 – the most in Europe

The largest office market in Europe has a world-class start-up ecosystem, but is held back from the very top of our scorings by weak ESG scores.

The strength of Paris's start-up scene and high patent applications secure it the top ranking for technology & connectivity. In and around east Paris's 13th arrondissement are several of the world's best start-up incubators, including Station F, the world's largest. The French government wants to capitalize on this advantage with president Macron recently stating a goal of ten tech companies worth EUR 100 billion by 2030. Paris's already extensive metro system will more than double in size when the Grand Paris project completes towards 2030.

The only other city in Europe that approaches London's global prominence, Paris wins 2nd for global city status. Paris is the largest of the cities scored by population and by metro economy – the 5th largest in the world. For centuries, the city has been renowned as

a cultural hub for its high gastronomy, art and literature. This status is part of why it has the second most international visitors of any city globally, falling behind only Bangkok.

As the finance and business center of France, Paris remains a key European office market. By transactions from 2016 to 2020, Paris is the largest market in Europe with EUR 20 billion of transactions over the period. Limited availability of space has resulted in relatively smaller pipeline than most of the cities scored.

Cities to Watch...



COPENHAGEN ranked **8th**

Copenhagen's growing service and export-oriented economy helps bring it into the top ten with the 5th highest forecasted GDP growth. This economic strength is supported by population growth: the city is one of only three scored with forecasted population growth above 1% a year.

Like the other three Nordic cities scored it also has strong forecasted service sector growth and a top six ESG ranking. However, the limited size of its office market and past volatility keep it out of top 5.



FRANKFURT ranked **10th**

Germany's premier business and finance hub contains the Frankfurt Stock Exchange, the headquarters of

the European Central Bank, Deutsche Bank and DZ Bank amongst others. Frankfurt is Germany's largest office market by transactions and the 3rd largest of the cities scored.

Frankfurt's office market is particularly attractive: it has the 5th smallest relative incoming supply, 3rd highest risk-adjusted returns and above average forecasted rental growth.



BARCELONA ranked **11th**

Barcelona punches above its weight in global city status, helped by its position as an important European transport hub and far-reaching cultural exports. The city is the fourth most visited in Europe and has the busiest European passenger seaport.

The city also has a fast-growing tech ecosystem fueling the 4th highest service sector growth of the cities scored. Relatively low labour costs make Barcelona a natural location for international firms' development centers, including Nestle and Asics.



BRUSSELS ranked **13th**

Sitting right in the middle of the pack Brussels receives generally good scores, but is held back by limited past and forecasted rental growth.

The heavy presence of EU institutions has been a major source of resilience during the pandemic. Government lettings in Brussels are extremely secure and had some of the highest rents agreed in 2020. The EU is planning to give back some office space by 2030 but not in assets in the city center.



PRAGUE ranked **18th**

The low overall ranking Prague receives masks some notable strengths: excellent ESG scores in all categories, 4th highest economic growth and well-regarded universities.

It could be argued that Prague is the most well-rounded target for investors interested in Eastern Europe. By some measures, Prague is more developed than Budapest, and its office market does not have the oversupply issues seen in Warsaw.

Methodology

The Allianz Real Estate Office City Index is a proprietary ranking of European cities for office investments.

From this ranking of European cities with a population greater than 500,000, a shortlist of 26 cities has been created based on a number of screening criteria.

The index was compiled using data across seven dimensions, incorporating 20 proprietary and external indicators, which were used to generate structural scores for each city

26
 European cities

7
 categories

20
 proprietary and
 external indicators

Cities That Work 2021

Allianz Real Estate

Dr Megan Walters

Global Head of Research

Contributors

Gizem Bartu

Dr Clemens Ernst

Luke Latham

Allianz Real Estate
Seidlstraße 24-24a
80335 Munich, Germany
info@allianz.com

The sole purpose of this brochure is to provide information on a non-reliance basis. In this brochure Allianz Real Estate GmbH and Allianz Real Estate of America, their subsidiaries and affiliates are jointly referred to as "Allianz Real Estate". Allianz Real Estate is a PIMCO company.

Any views expressed were held at the time of preparation and are subject to change without notice. While any forecast, projection or target where provided is indicative only and not guaranteed in any way. Allianz Real Estate accepts no liability for any failure to meet such forecast, projection or target.

No representation, warranty or undertaking is given by Allianz Real Estate or any other person in respect of the fairness, adequacy, accuracy or completeness of statements, information or opinions expressed in the brochure and neither Allianz Real Estate nor any other person takes responsibility for the consequences of reliance upon any such statement, information or opinion in, or any omissions from, the brochure. The information contained in this brochure has not been audited or verified.

The material contained herein is for informational purposes only and does not constitute legal, tax or investment advice. A recipient should consult advisers regarding such matters and must not, therefore, rely on the content of this document when making any decisions.

The information contained herein is proprietary and confidential and may include commercially sensitive information, must be kept strictly confidential, and may not be copied, used for an improper purpose, reproduced, republished, or posted in whole or in part, in any form, without the prior written consent of Allianz Real Estate. The recipient of this material must not make any communication regarding the information contained herein, including disclosing that the materials have been provided to such recipient, to any person other than its representatives assisting in considering the information contained herein. Each recipient agrees to the foregoing and to return or destroy the materials promptly upon request.

The distribution of this brochure in certain jurisdictions may be restricted by law. Persons into whose possession this brochure comes are required by Allianz Real Estate to inform themselves about and to observe any such restrictions.

The value of investments and any income from them can go down as well as up and investors may not get back the amount originally invested. Where overseas investments are held, the rate of currency exchange may also cause the value of such investments to fluctuate.

No market data or other information is warranted or guaranteed by Allianz Real Estate or its subsidiaries and affiliates as to its completeness, accuracy, or fitness for a particular purpose, express or implied. Allianz Real Estate may have issued, and may in the future issue, other communications that are inconsistent with, and reach different conclusions from, the information presented herein. Those communications reflect the assumptions, views, and analytical methods of the persons that prepared them.

It should not be assumed, and no representation is made, that past investment performance is reflective of future results. Nothing herein should be deemed to be a prediction or projection of future performance. If and to the extent that any statements herein include prospects, statements of future expectations and other forward-looking statements, these are based on the current views and assumptions of the persons that prepared this document, and involve known and unknown risks and uncertainties. No representation is made or assurance given that such views are correct. Actual results, performance or events may differ materially from those expressed or implied in such forward-looking statements. Prospective investors should not rely on these forward-looking statements when making an investment decision.

Allianz Real Estate expressly disclaims any and all responsibility for any direct or consequential loss or damage of any kind whatsoever arising directly or indirectly from: (i) reliance on any information contained in this document, (ii) any error, omission or inaccuracy in any such information or (iii) any action resulting therefrom. Allianz Real Estate assumes no obligation to update any information or forward-looking statement contained herein.

This disclaimer notice (and any non-contractual obligations arising out of or in connection with it) is governed by German Law.

PIMCO is a trademark of Allianz Asset Management of America L.P. in the United States and throughout the world. ©2021, PIMCO.