INSURANCE MARKETS
SELECTED DATA

Allianz Research
Munich / November 2018

Allianz

COUNTRY PROFILES

01 GERMANY
Market Size: €154bn

02 FRANCE
Market Size: €197bn

03 ITALY
Market Size: €130bn

04 SPAIN
Market Size: €55bn

05 UNITED KINGDOM
Market Size: €216bn

06 CANADA
Market Size: €84bn

07 USA
Market Size: €1,117bn

08 BRAZIL
Market Size: €59bn

09 CHINA
Market Size: €422bn

10 INDIA
Market Size: €71bn

11 JAPAN
Market Size: €319bn

12 SOUTH KOREA
Market Size: €150bn

13 TAIWAN
Market Size: €94bn

14 AUSTRALIA
Market Size: €55bn

© Copyright Allianz SE 7-Nov-18

GERMANY

Nominal GDP (EUR bn) & Inflation

CAGR: 2.4%

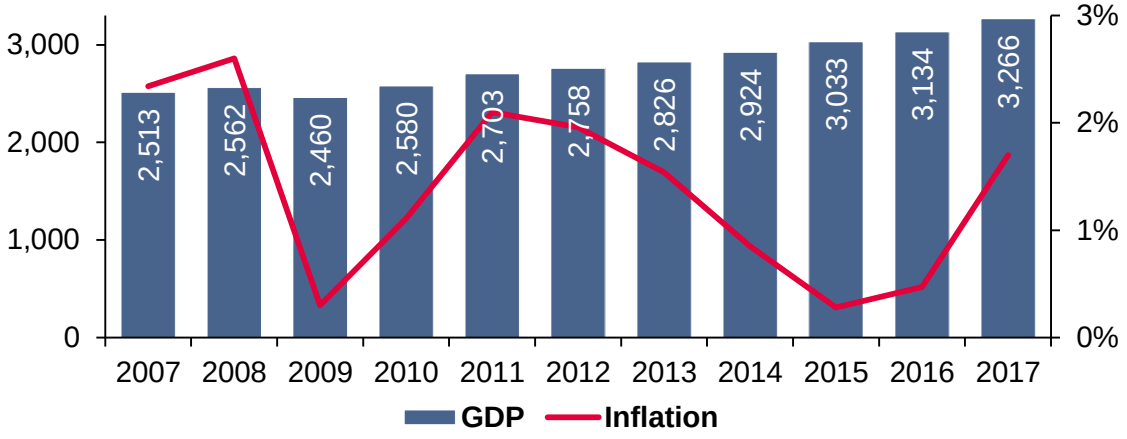

Insurance Premium Volumes (EUR bn)

CAGR: 1.4%

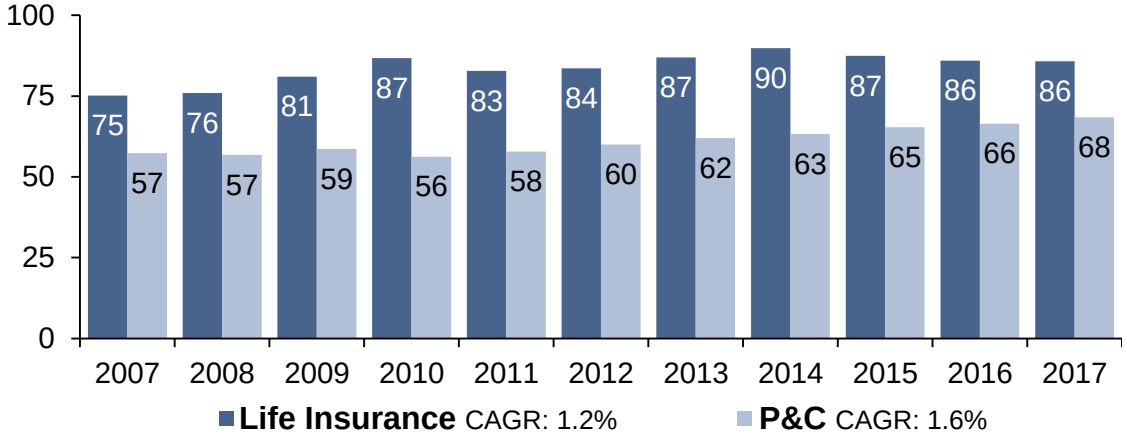

Macroeconomic & Wealth Data, 2017

Population	82.11m
Real GDP Growth	2.5%
Inflation	1.7%
Insurance Premiums in % of GDP: Life / P&C	2.6% / 2.1%
Insurance Premiums per capita: Life / P&C	EUR 1,045 / EUR 833
Gross Household Wealth	EUR 6,046bn
Gross Household Debt	EUR 1,744bn
Net Household Wealth per capita	EUR 52,386

Structure of Private Household Wealth, 2017

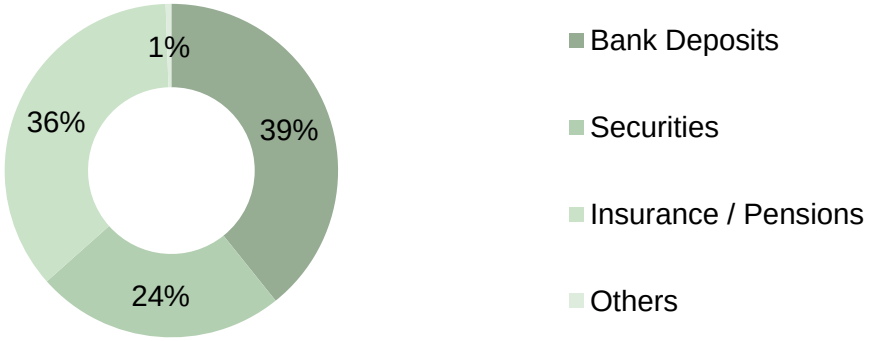

© Copyright Allianz SE 7-Nov-18

Sources: National financial supervisory authorities, insurance associations and statistical offices, Thomson Reuters, United Nations Population Division, Allianz Global Wealth Report, Allianz Research

FRANCE

Nominal GDP (EUR bn) & Inflation

CAGR: 1.5%

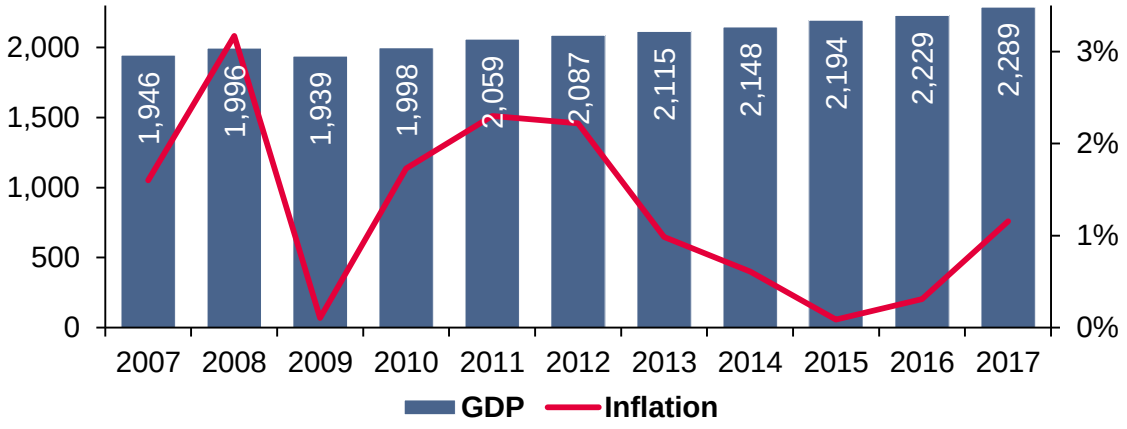

Insurance Premium Volumes (EUR bn)

CAGR: 0.4%

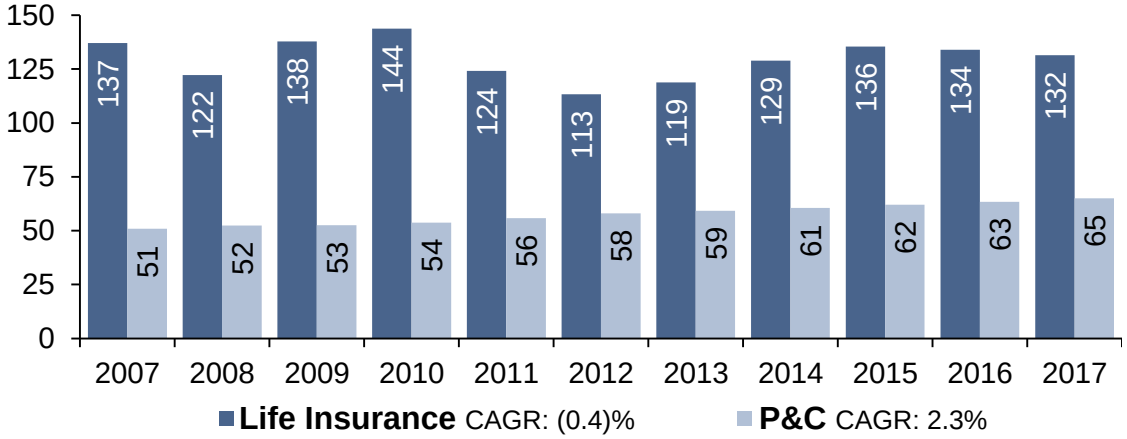

Macroeconomic & Wealth Data, 2017

Population	64.98m
Real GDP Growth	2.2%
Inflation	1.2%
Insurance Premiums in % of GDP: Life / P&C	5.7% / 2.8%
Insurance Premiums per capita: Life / P&C	EUR 2,024 / EUR 1,001
Gross Household Wealth	EUR 5,389bn
Gross Household Debt	EUR 1,548bn
Net Household Wealth per capita	EUR 59,100

Structure of Private Household Wealth, 2017

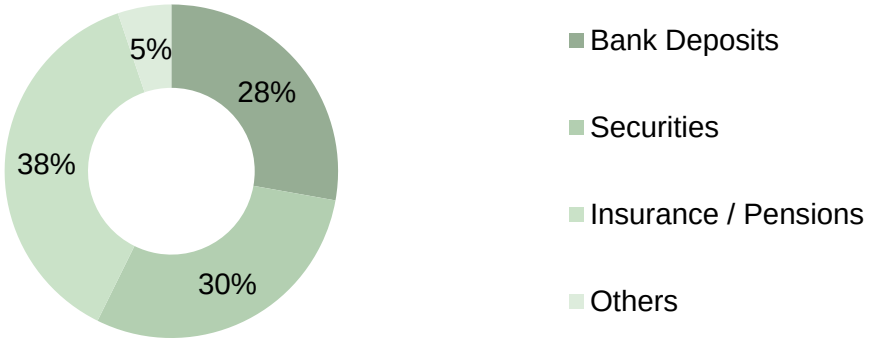

© Copyright Allianz SE 7-Nov-18

Sources: National financial supervisory authorities, insurance associations and statistical offices, Thomson Reuters, United Nations Population Division, Allianz Global Wealth Report, Allianz Research

ITALY

Nominal GDP (EUR bn) & Inflation

CAGR: 0.5%

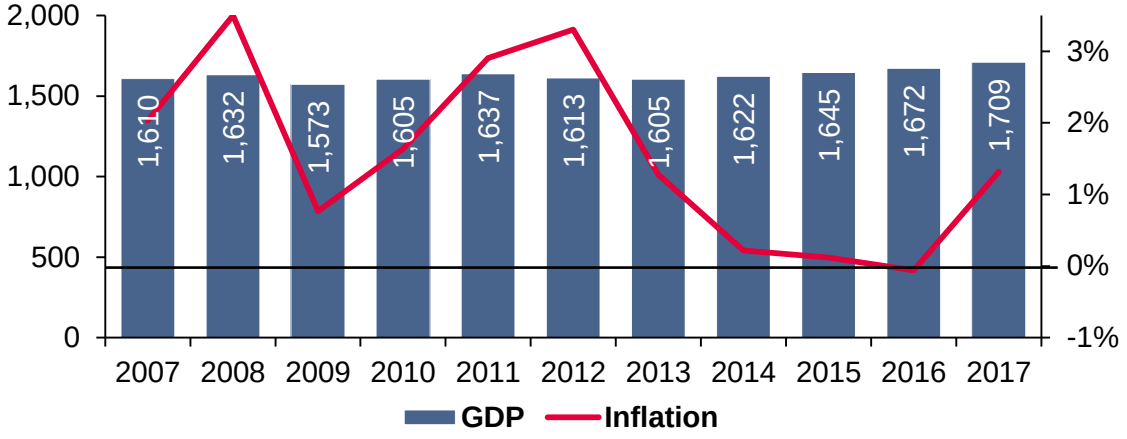

Insurance Premium Volumes (EUR bn)

CAGR: 2.7%

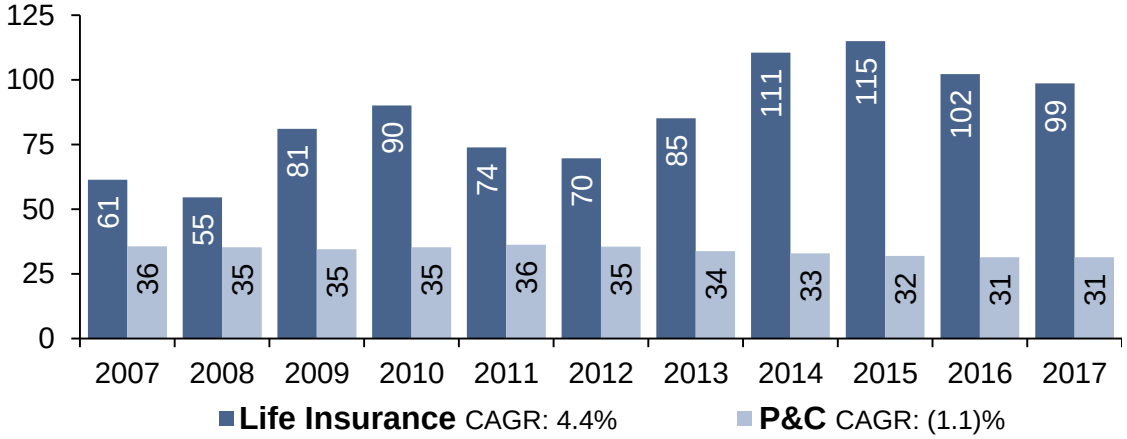

Macroeconomic & Wealth Data, 2017

Population	59.36m
Real GDP Growth	1.5%
Inflation	1.3%
Insurance Premiums in % of GDP: Life / P&C	5.8% / 1.8%
Insurance Premiums per capita: Life / P&C	EUR 1,661 / EUR 529
Gross Household Wealth	EUR 4,407bn
Gross Household Debt	EUR 928bn
Net Household Wealth per capita	EUR 58,612

Structure of Private Household Wealth, 2017

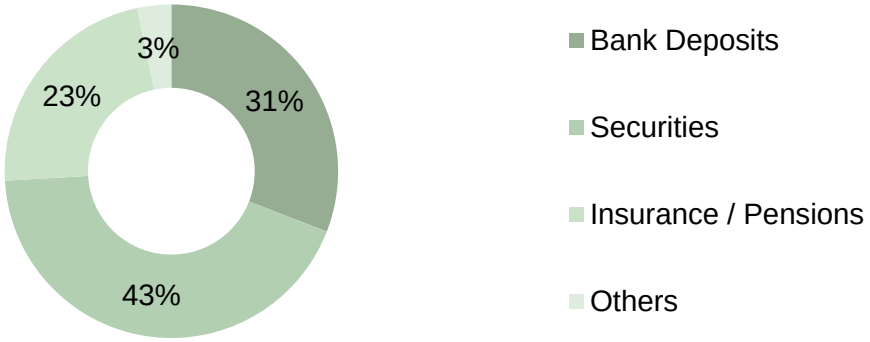

© Copyright Allianz SE 7-Nov-18

Sources: National financial supervisory authorities, insurance associations and statistical offices, Thomson Reuters, United Nations Population Division, Allianz Global Wealth Report, Allianz Research

SPAIN

Nominal GDP (EUR bn) & Inflation

CAGR: 0.7%

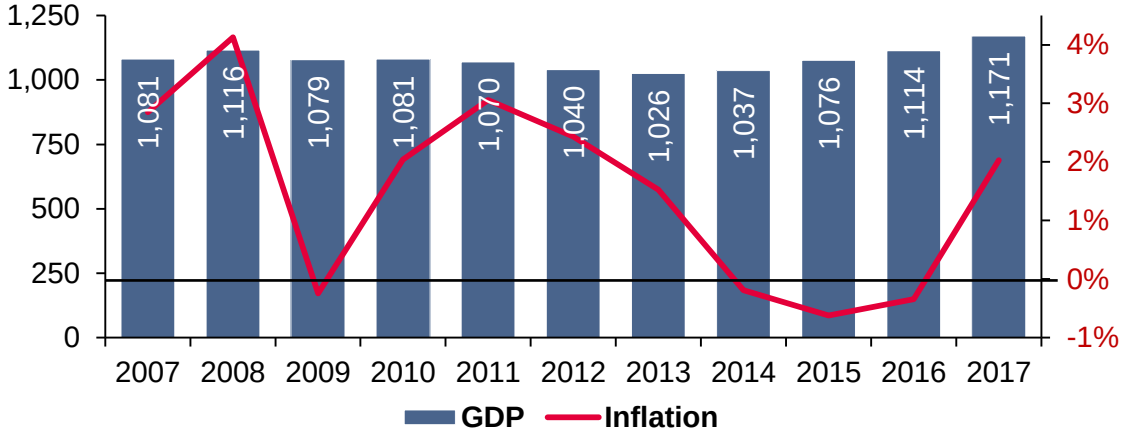

Insurance Premium Volumes (EUR bn)

CAGR: 1.0%

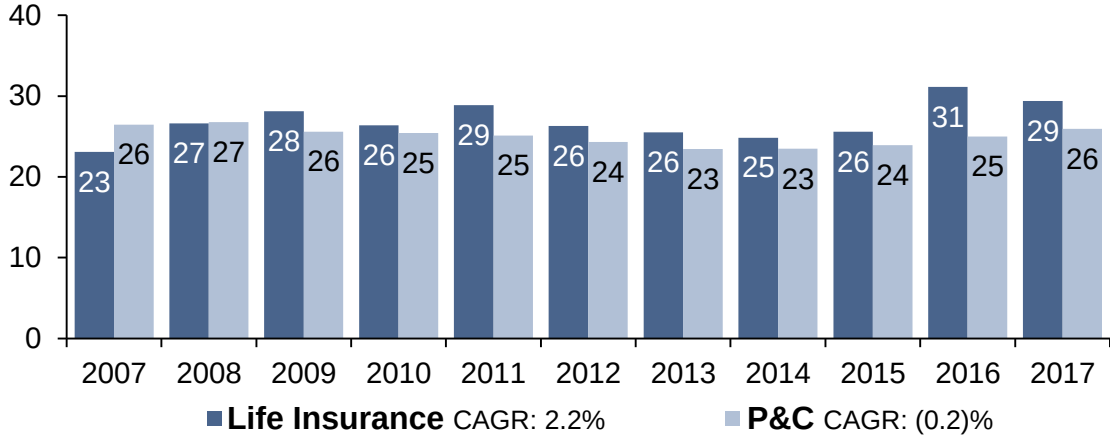

Macroeconomic & Wealth Data, 2017

Population	46.35m
Real GDP Growth	3.0%
Inflation	2.0%
Insurance Premiums in % of GDP: Life / P&C	2.5% / 2.2%
Insurance Premiums per capita: Life / P&C	EUR 634 / EUR 559
Gross Household Wealth	EUR 2,153bn
Gross Household Debt	EUR 775bn
Net Household Wealth per capita	EUR 29,735

Structure of Private Household Wealth, 2017

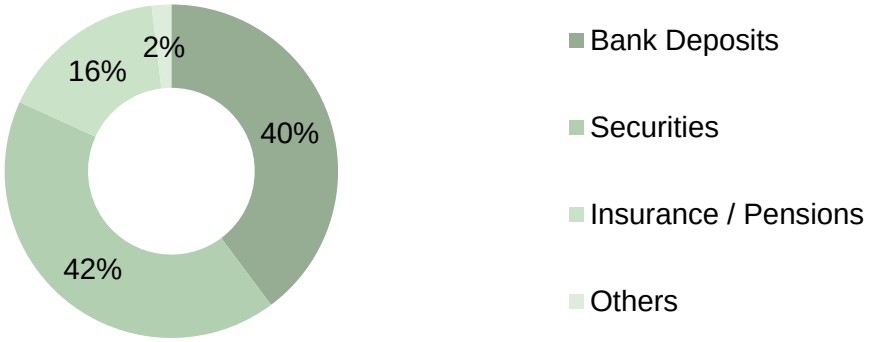

© Copyright Allianz SE 7-Nov-18

Sources: National financial supervisory authorities, insurance associations and statistical offices, Thomson Reuters, United Nations Population Division, Allianz Global Wealth Report, Allianz Research

UNITED KINGDOM

Nominal GDP (EUR bn*) & Inflation

CAGR: 2.5%

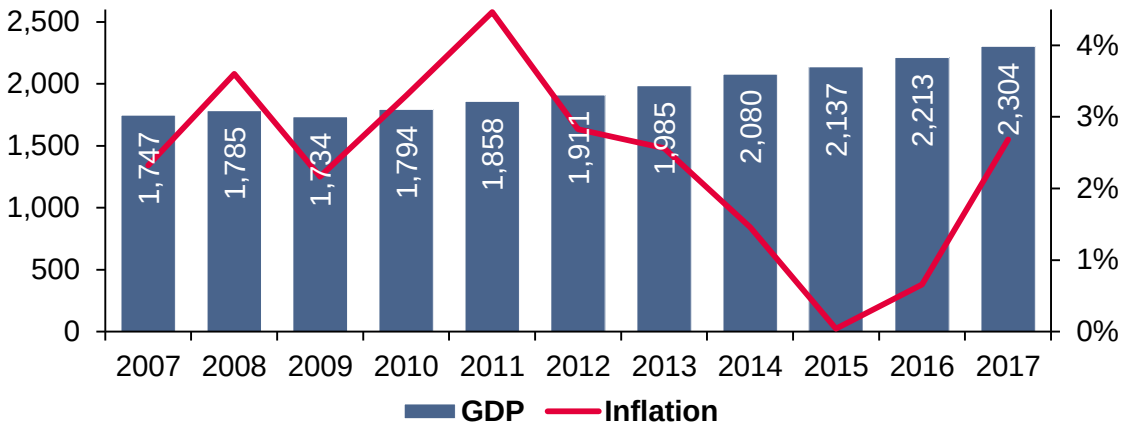

Insurance Premium Volumes (EUR bn*)

CAGR: (2.4)%

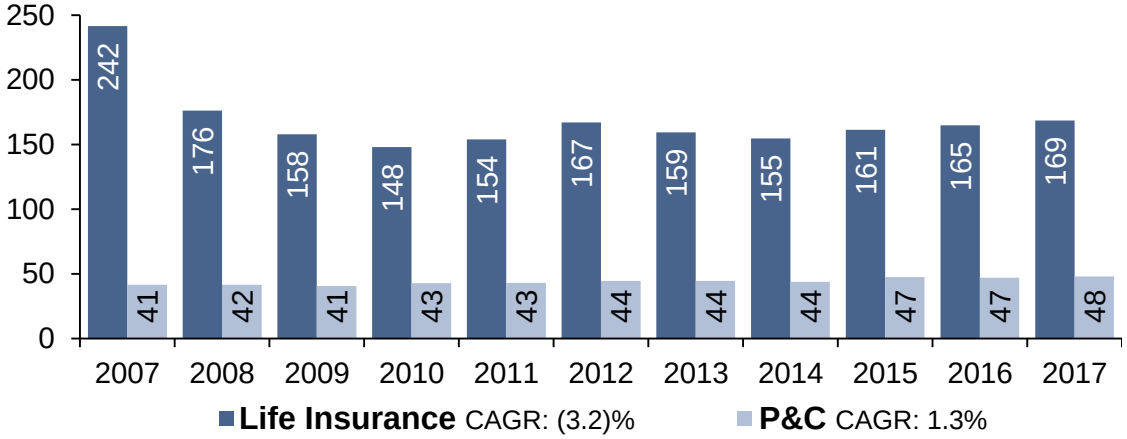

Macroeconomic & Wealth Data, 2017*

Population	66.18m
Real GDP Growth	1.7%
Inflation	2.7%
Insurance Premiums in % of GDP: Life / P&C	7.3% / 2.1%
Insurance Premiums per capita: Life / P&C	EUR 2,546 / EUR 725
Gross Household Wealth	EUR 7,604bn
Gross Household Debt	EUR 2,153bn
Net Household Wealth per capita	EUR 82,357

Structure of Private Household Wealth, 2017

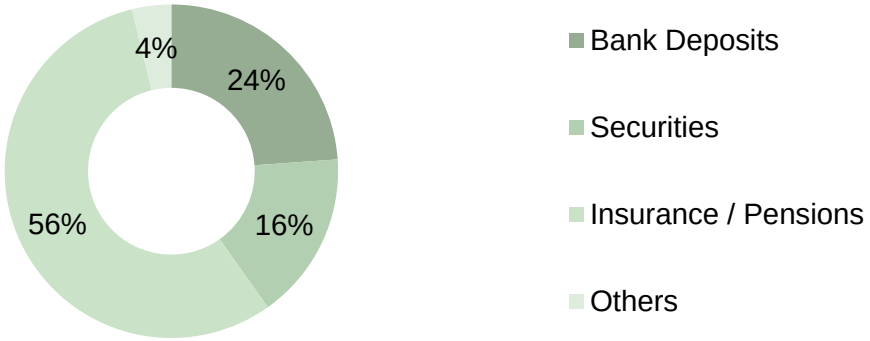

* In 2017 EUR

Sources: National financial supervisory authorities, insurance associations and statistical offices, Thomson Reuters, United Nations Population Division, Allianz Global Wealth Report, Allianz Research

© Copyright Allianz SE 7-Nov-18

CANADA

Nominal GDP (EUR bn*) & Inflation

CAGR: 2.7%

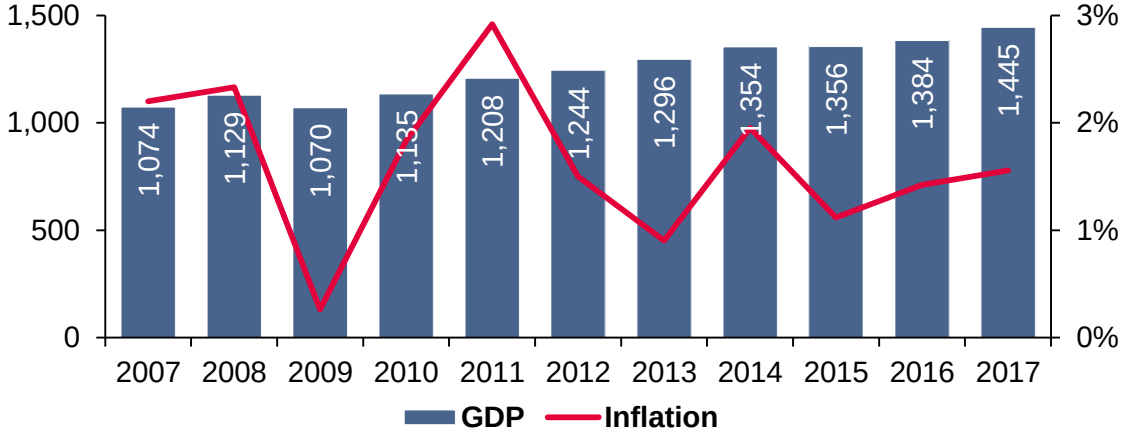

Insurance Premium Volumes (EUR bn*)

CAGR: 3.5%

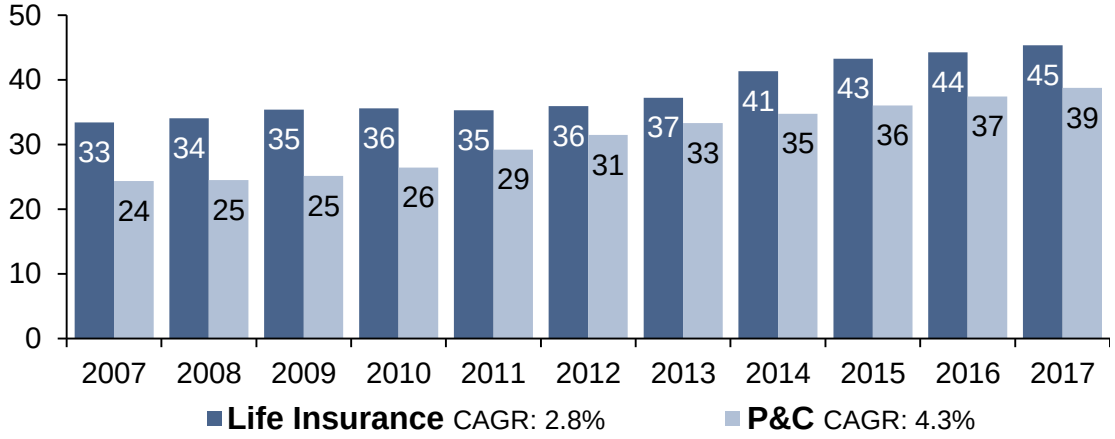

Macroeconomic & Wealth Data, 2017*

Population	36.62m
Real GDP Growth	3.0%
Inflation	1.6%
Insurance Premiums in % of GDP: Life / P&C	3.1% / 2.7%
Insurance Premiums per capita: Life / P&C	EUR 1,239 / EUR 1,058
Gross Household Wealth	EUR 4,668bn
Gross Household Debt	EUR 1,468bn
Net Household Wealth per capita	EUR 87,394

Structure of Private Household Wealth, 2017

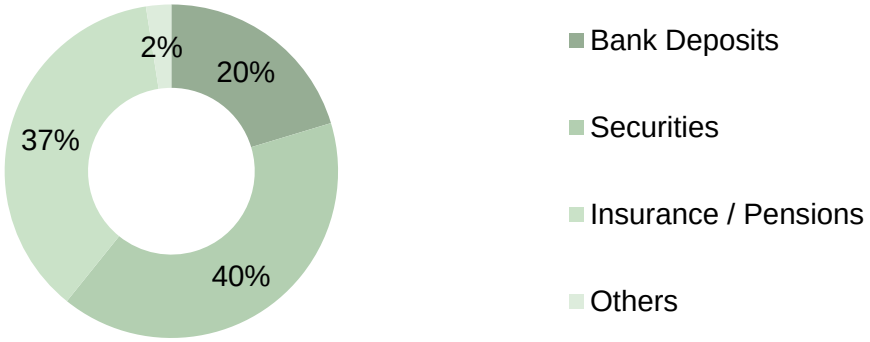

* In 2017 EUR

Sources: National financial supervisory authorities, insurance associations and statistical offices, Thomson Reuters, United Nations Population Division, Allianz Global Wealth Report, Allianz Research

© Copyright Allianz SE 7-Nov-18

USA

Nominal GDP (EUR bn*) & Inflation

CAGR: 2.7%

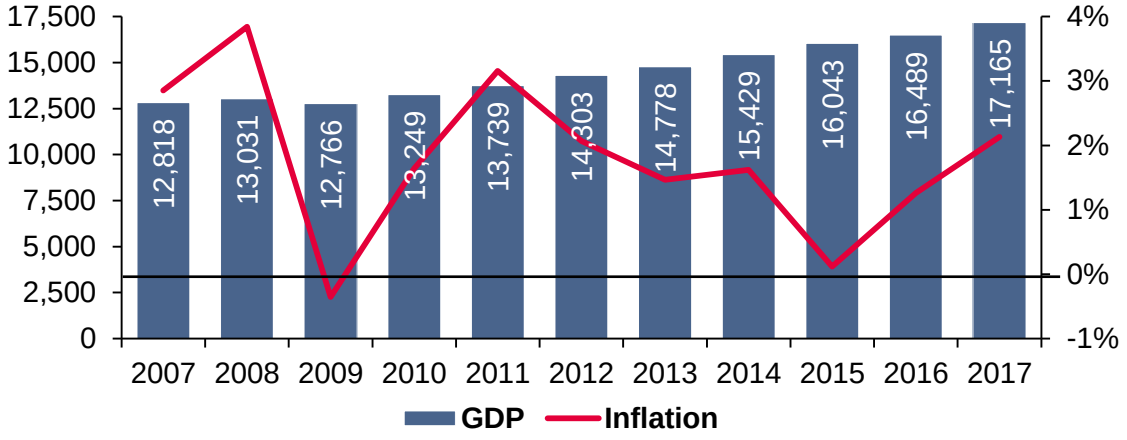

Insurance Premium Volumes (EUR bn*)

CAGR: 1.8%

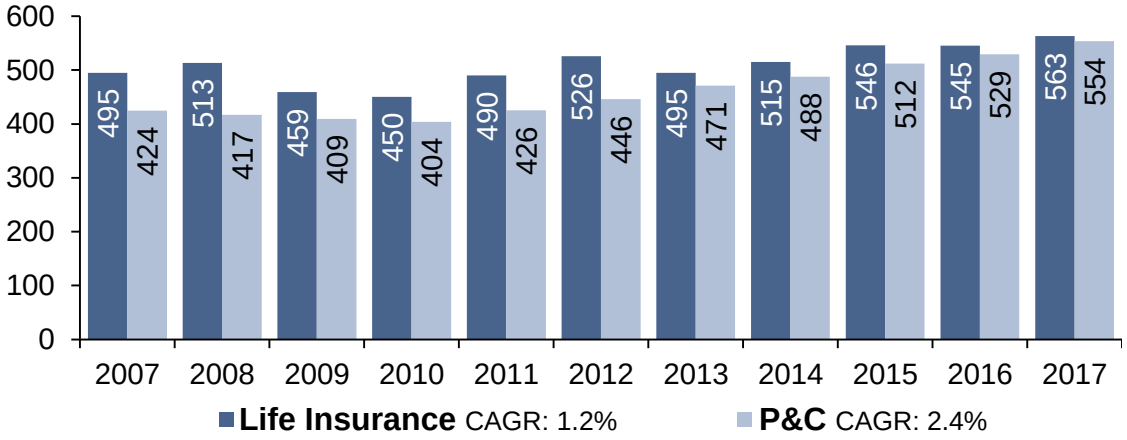

Macroeconomic & Wealth Data, 2017*

Population	324.46m
Real GDP Growth	2.2%
Inflation	2.1%
Insurance Premiums in % of GDP: Life / P&C	3.3% / 3.2%
Insurance Premiums per capita: Life / P&C	EUR 1,736 / EUR 1,707
Gross Household Wealth	EUR 67,650bn
Gross Household Debt	EUR 12,934bn
Net Household Wealth per capita	EUR 168,640

Structure of Private Household Wealth, 2017

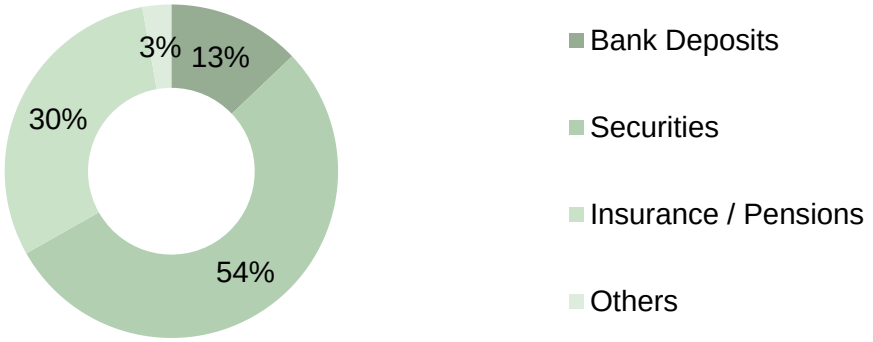

* In 2017 EUR

Sources: National financial supervisory authorities, insurance associations and statistical offices, Thomson Reuters, United Nations Population Division, Allianz Global Wealth Report, Allianz Research

© Copyright Allianz SE 7-Nov-18

BRAZIL

Nominal GDP (EUR bn*) & Inflation

CAGR: 8.4%

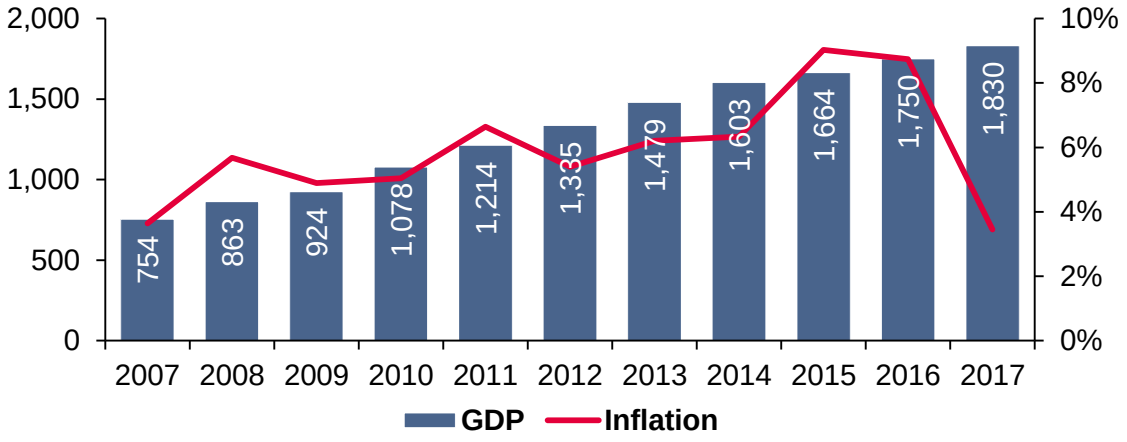

Insurance Premium Volumes (EUR bn*)

CAGR: 12.4%

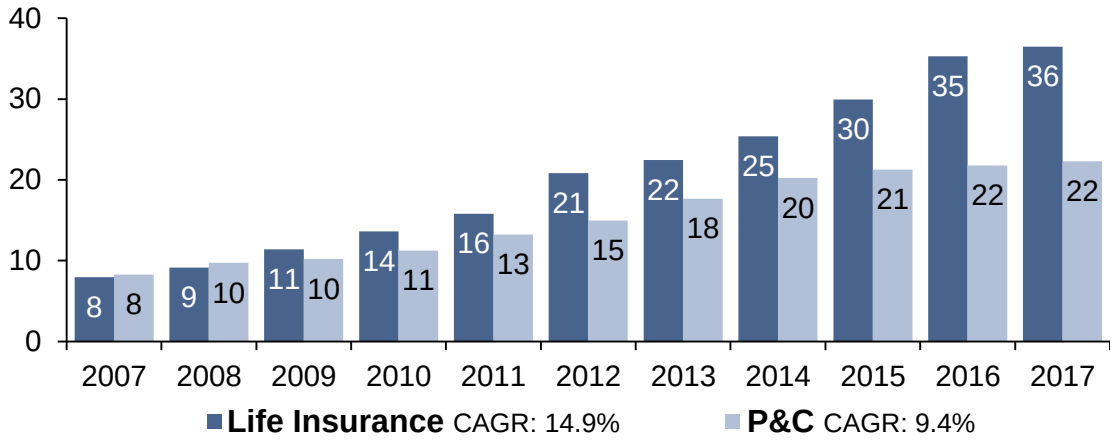

Macroeconomic & Wealth Data, 2017*

Population	209.29m
Real GDP Growth	1.0%
Inflation	3.4%
Insurance Premiums in % of GDP: Life / P&C	2.0% / 1.2%
Insurance Premiums per capita: Life / P&C	EUR 174 / EUR 107
Gross Household Wealth	EUR 1,950bn
Gross Household Debt	EUR 634bn
Net Household Wealth per capita	EUR 6,287

Structure of Private Household Wealth, 2017

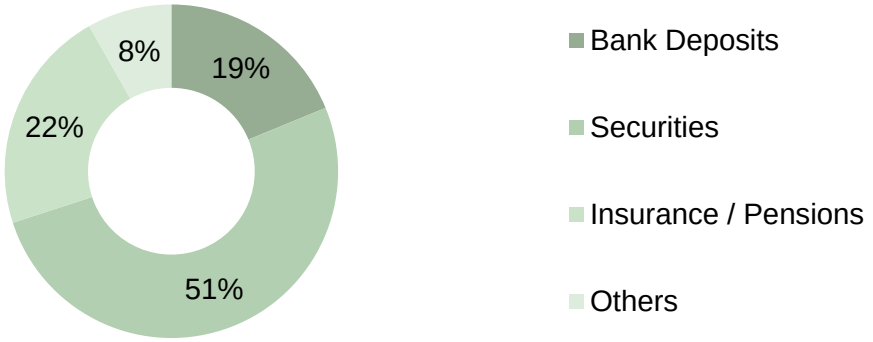

* In 2017 EUR

Sources: National financial supervisory authorities, insurance associations and statistical offices, Thomson Reuters, United Nations Population Division, Allianz Global Wealth Report, Allianz Research

© Copyright Allianz SE 7-Nov-18

CHINA

Nominal GDP (EUR bn*) & Inflation

CAGR: 10.7%

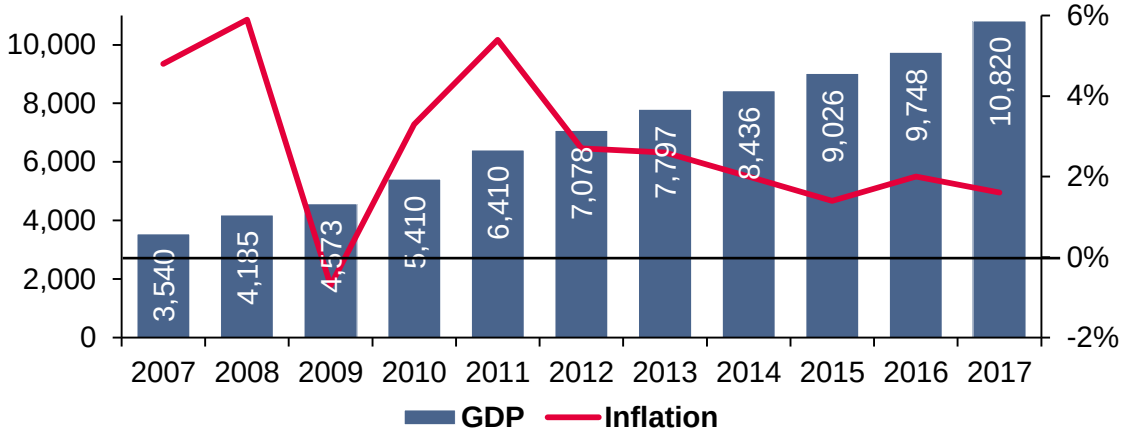

Insurance Premium Volumes (EUR bn*)

CAGR: 15.4%

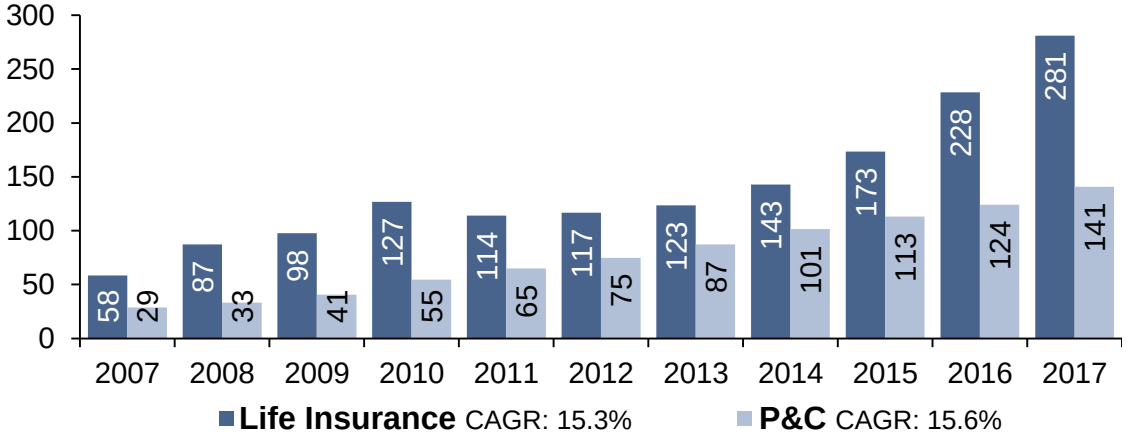

Macroeconomic & Wealth Data, 2017*

Population	1,409.52m
Real GDP Growth	6.9%
Inflation	1.6%
Insurance Premiums in % of GDP: Life / P&C	2.6% / 1.3%
Insurance Premiums per capita: Life / P&C	EUR 199 / EUR 100
Gross Household Wealth	EUR 24,273bn
Gross Household Debt	EUR 5,181bn
Net Household Wealth per capita	EUR 13,545

Structure of Private Household Wealth, 2017

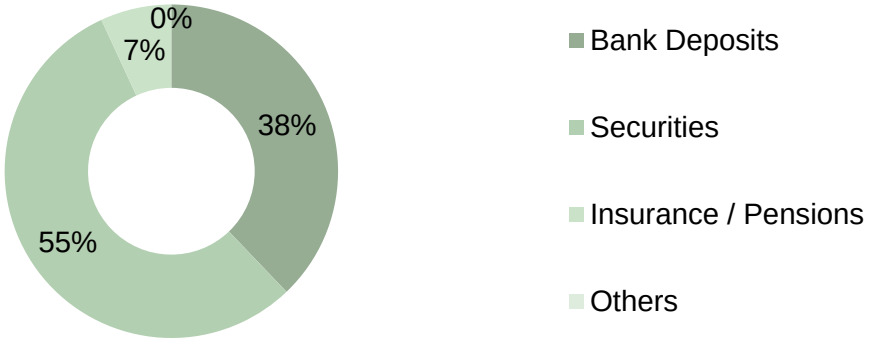

* In 2017 EUR

Sources: National financial supervisory authorities, insurance associations and statistical offices, Thomson Reuters, United Nations Population Division, Allianz Global Wealth Report, Allianz Research

© Copyright Allianz SE 7-Nov-18

INDIA

Nominal GDP (EUR bn*) & Inflation

CAGR: 11.7%

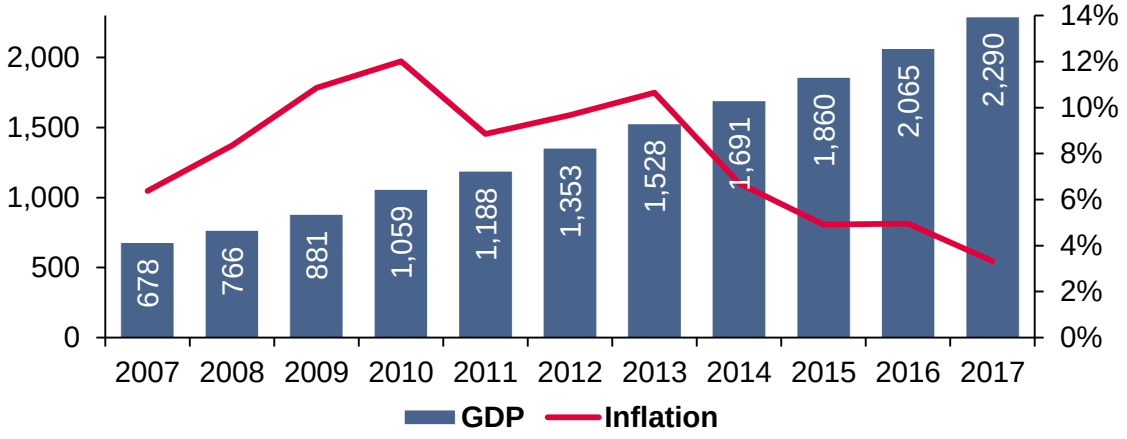

Insurance Premium Volumes (EUR bn*)

CAGR: 10.1%

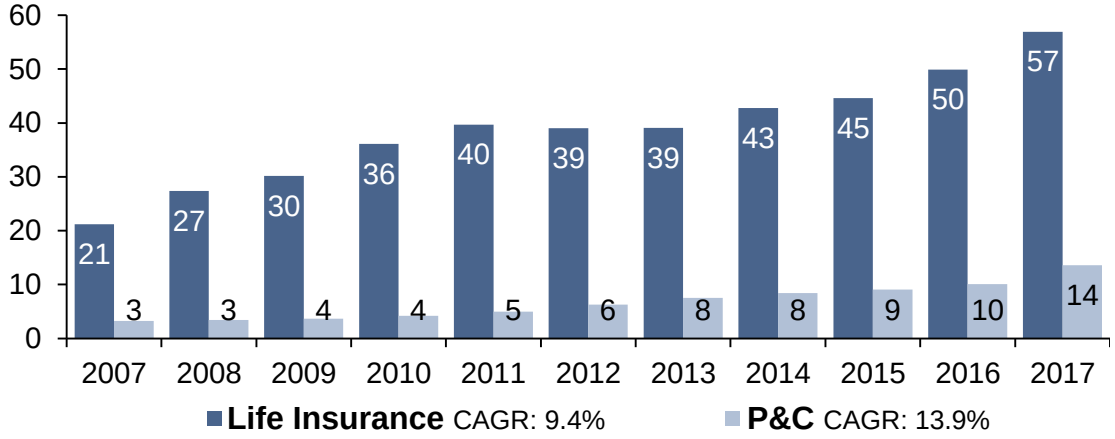

Macroeconomic & Wealth Data, 2017*

Population	1,339.18m
Real GDP Growth	6.2%
Inflation	3.3%
Insurance Premiums in % of GDP: Life / P&C	2.5% / 0.6%
Insurance Premiums per capita: Life / P&C	EUR 43 / EUR 10
Gross Household Wealth	EUR 1,957bn
Gross Household Debt	EUR 234bn
Net Household Wealth per capita	EUR 1,287

Structure of Private Household Wealth, 2017

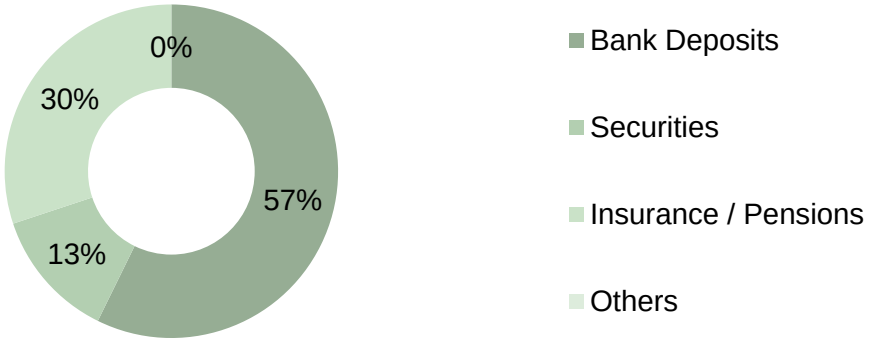

* In 2017 EUR

Sources: National financial supervisory authorities, insurance associations and statistical offices, Thomson Reuters, United Nations Population Division, Allianz Global Wealth Report, Allianz Research

© Copyright Allianz SE 7-Nov-18

JAPAN

Nominal GDP (EUR bn*) & Inflation

CAGR: 0.2%

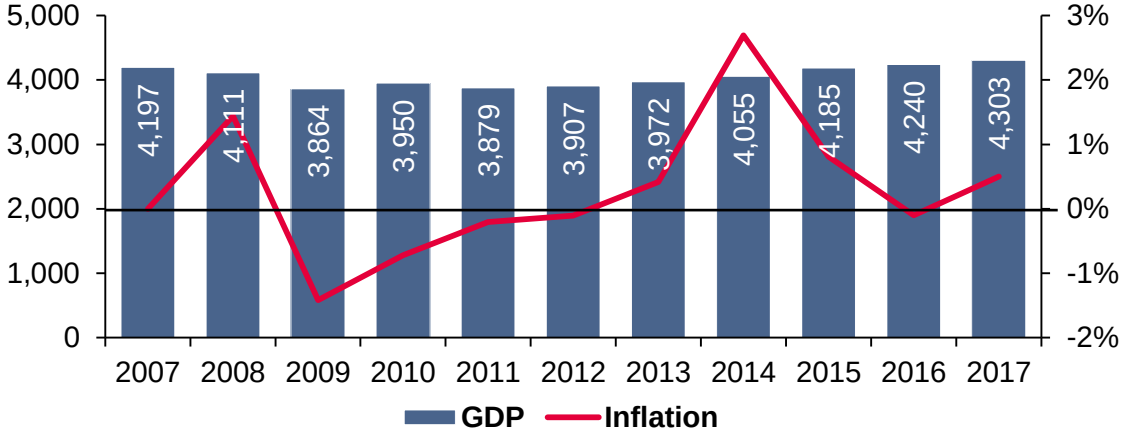

Insurance Premium Volumes (EUR bn*)

CAGR: 1.1%

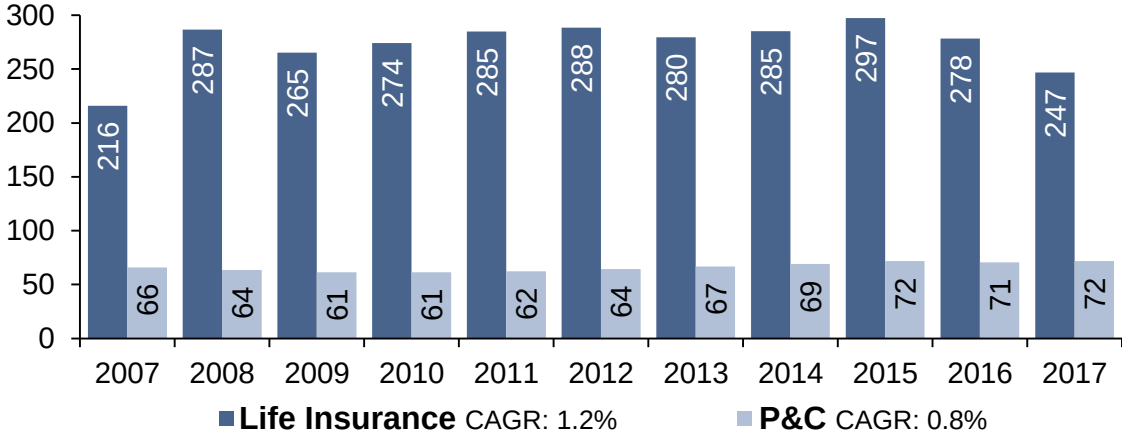

Macroeconomic & Wealth Data, 2017*

Population	117.83m
Real GDP Growth	1.7%
Inflation	0.5%
Insurance Premiums in % of GDP: Life / P&C	5.7% / 1.7%
Insurance Premiums per capita: Life / P&C	EUR 1,936 / EUR 564
Gross Household Wealth	EUR 14,338bn
Gross Household Debt	EUR 2,610bn
Net Household Wealth per capita	EUR 92,001

Structure of Private Household Wealth, 2017

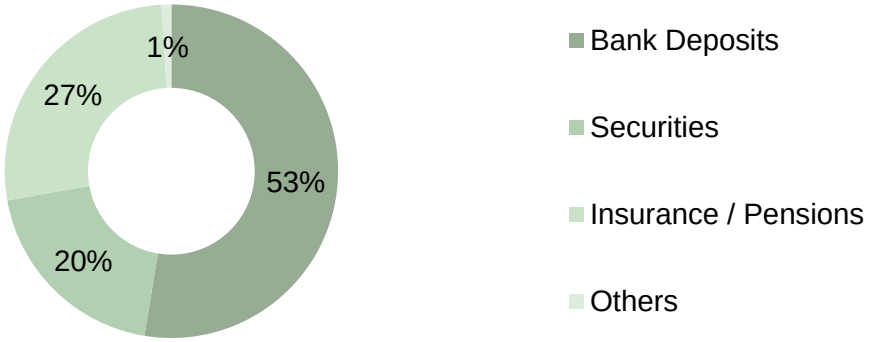

* In 2017 EUR

Sources: National financial supervisory authorities, insurance associations and statistical offices, Thomson Reuters, United Nations Population Division, Allianz Global Wealth Report, Allianz Research

© Copyright Allianz SE 7-Nov-18

SOUTH KOREA

Nominal GDP (EUR bn*) & Inflation

CAGR: 4.7%

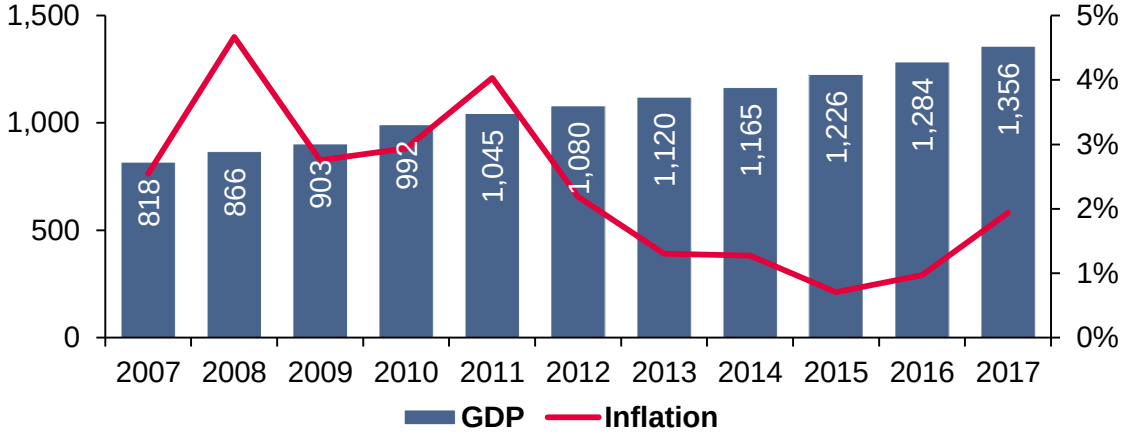

Insurance Premium Volumes (EUR bn*)

CAGR: 5.3%

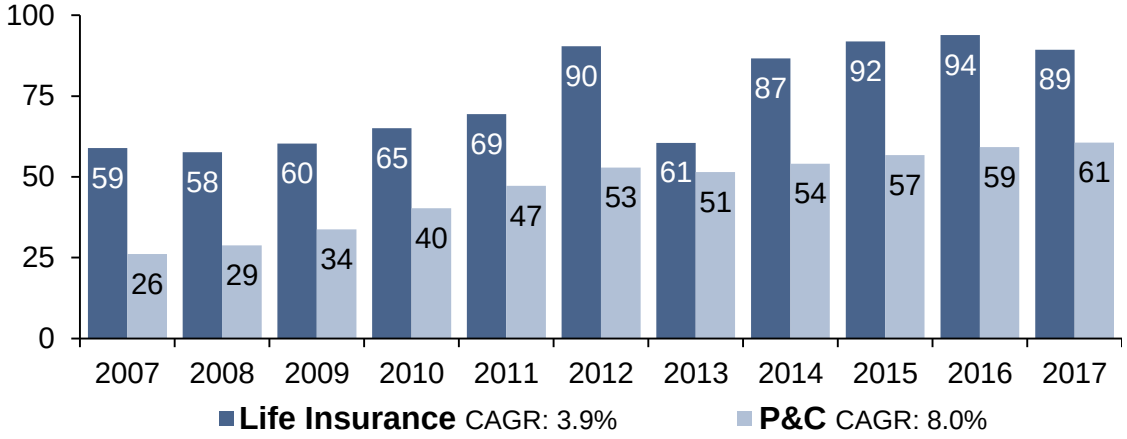

Macroeconomic & Wealth Data, 2017*

Population	50.98m
Real GDP Growth	3.1%
Inflation	1.9%
Insurance Premiums in % of GDP: Life / P&C	6.6% / 4.5%
Insurance Premiums per capita: Life / P&C	EUR 1,752 / EUR 1,189
Gross Household Wealth	EUR 2,853bn
Gross Household Debt	EUR 1,313bn
Net Household Wealth per capita	EUR 30,216

Structure of Private Household Wealth, 2017

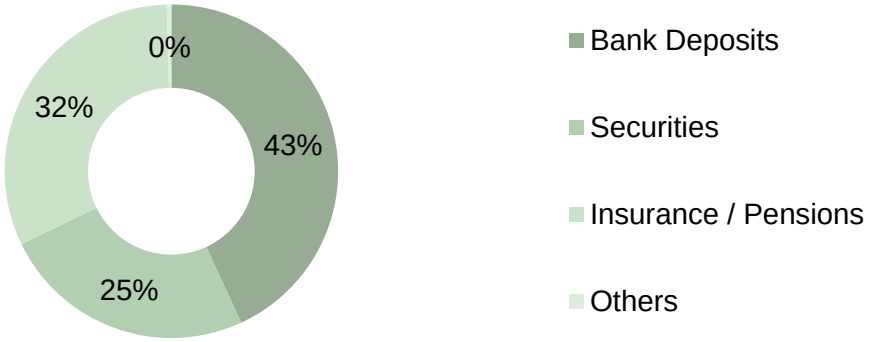

* In 2017 EUR

Sources: National financial supervisory authorities, insurance associations and statistical offices, Thomson Reuters, United Nations Population Division, Allianz Global Wealth Report, Allianz Research

© Copyright Allianz SE 7-Nov-18

TAIWAN

Nominal GDP (EUR bn*) & Inflation

CAGR: 2.5%

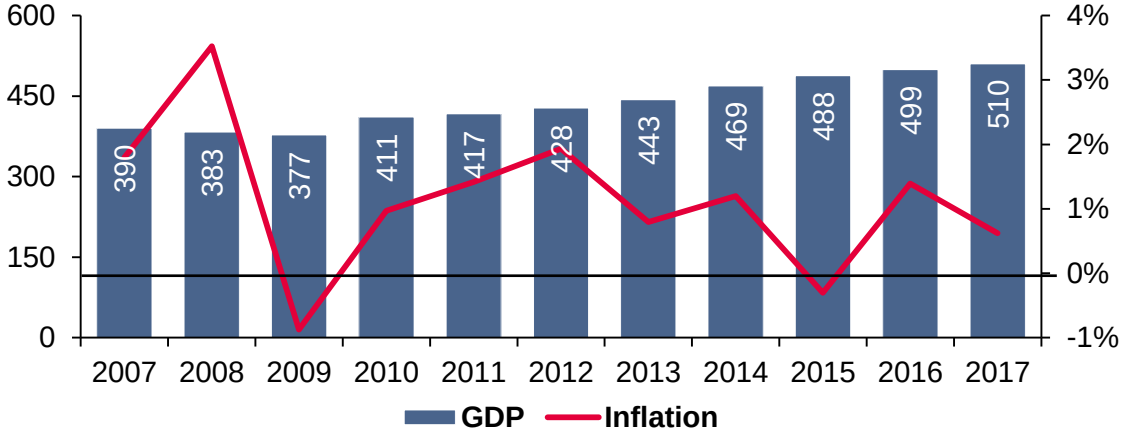

Insurance Premium Volumes (EUR bn*)

CAGR: 5.4%

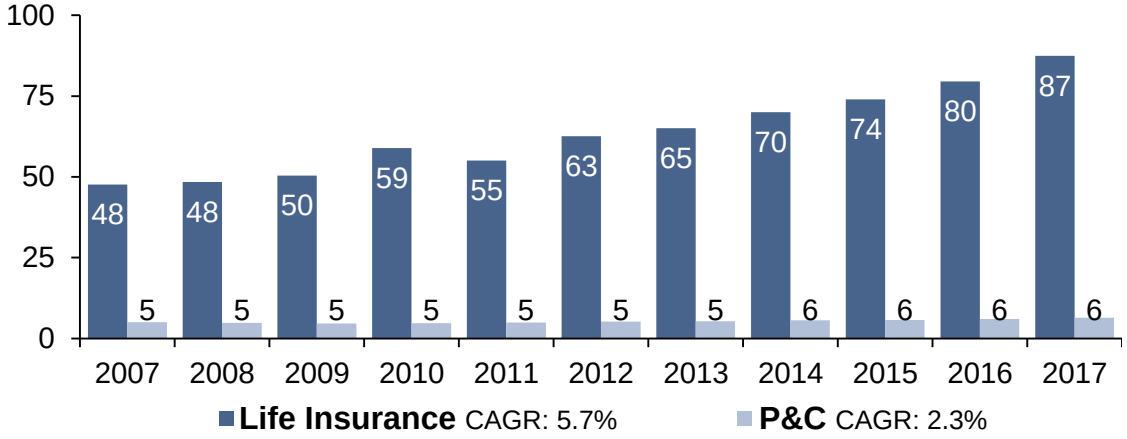

Macroeconomic & Wealth Data, 2017*

Population	23.63m
Real GDP Growth	2.9%
Inflation	0.6%
Insurance Premiums in % of GDP: Life / P&C	17.1% / 1.3%
Insurance Premiums per capita: Life / P&C	EUR 3,699 / EUR 271
Gross Household Wealth	EUR 2,571bn
Gross Household Debt	EUR 438bn
Net Household Wealth per capita	EUR 90,261

Structure of Private Household Wealth, 2017

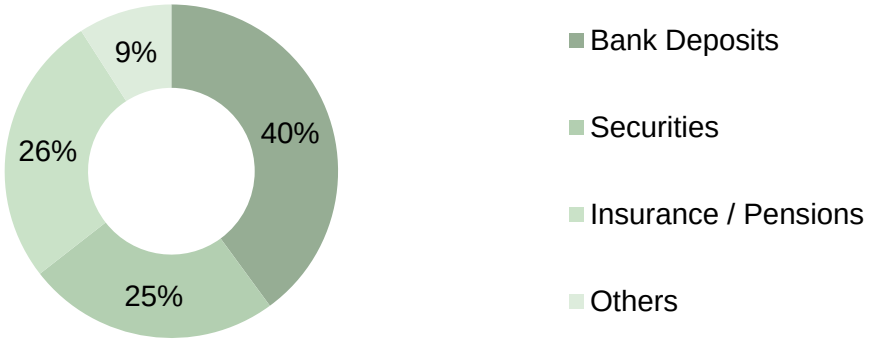

* In 2017 EUR

Sources: National financial supervisory authorities, insurance associations and statistical offices, Thomson Reuters, United Nations Population Division, Allianz Global Wealth Report, Allianz Research

© Copyright Allianz SE 7-Nov-18

AUSTRALIA

Nominal GDP (EUR bn*) & Inflation

CAGR: 4.2%

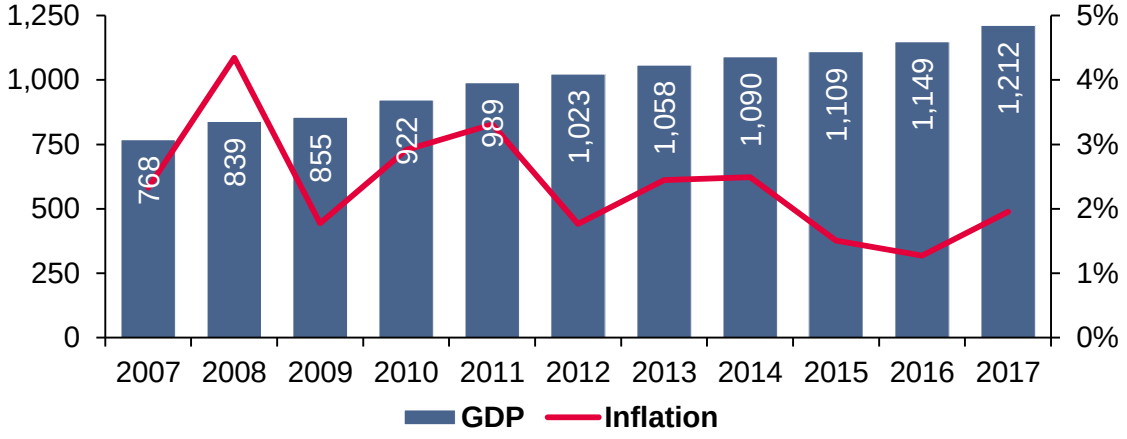

Insurance Premium Volumes (EUR bn*)

CAGR: 0.5%

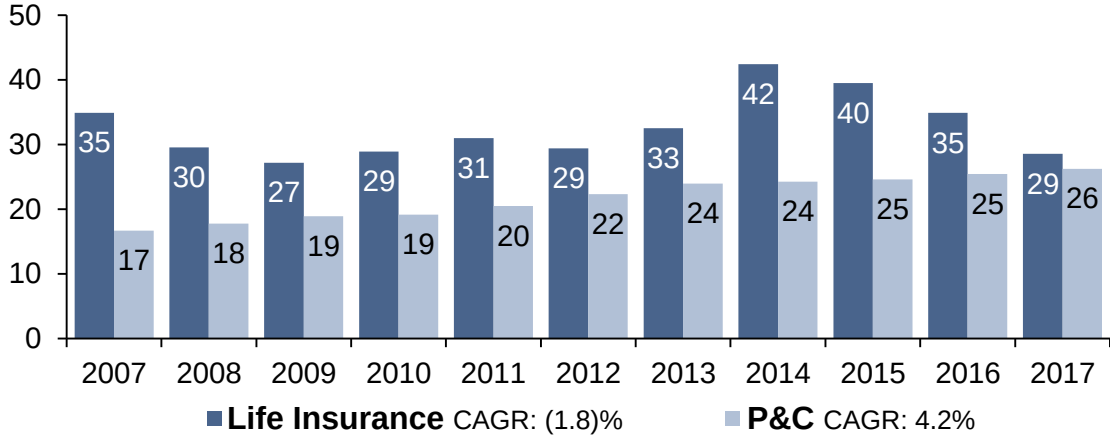

Macroeconomic & Wealth Data, 2017*

Population	24.45m
Real GDP Growth	2.2%
Inflation	2.0%
Insurance Premiums in % of GDP: Life / P&C	2.3% / 2.2%
Insurance Premiums per capita: Life / P&C	EUR 1,168 / EUR 1,074
Gross Household Wealth	EUR 3,288bn
Gross Household Debt	EUR 1,525bn
Net Household Wealth per capita	EUR 72,083

Structure of Private Household Wealth, 2017

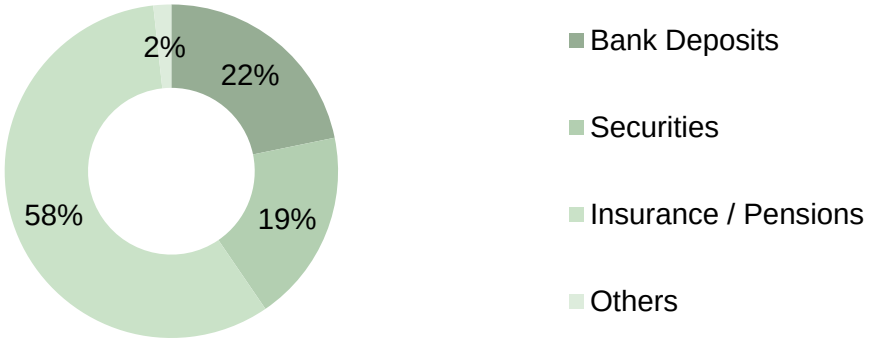

* In 2017 EUR

Sources: National financial supervisory authorities, insurance associations and statistical offices, Thomson Reuters, United Nations Population Division, Allianz Global Wealth Report, Allianz Research

© Copyright Allianz SE 7-Nov-18